



Global **Info** Analytics

Analytics . Polls . Modelling

Ghana Elections 2024 National Opinion Poll 19th July 2022



Executive Summary

EXECUTIVE SUMMARY – NATIONAL OPINION POLL – JULY 2022

New opinion poll conducted by Global InfoAnalytics in July 2022 shows John Mahama of the opposition National Democratic Congress taking significant lead in his quest to lead the country again in 2025. John Mahama now leads Dr Mahamudu Bawumia of the New Patriotic Party, the current vice president, in a hypothetical race 58% to 31% (27% margin) if elections were held today, a further 11% prefer to vote for someone else in the 2024 elections.

In another hypothetical race between John Mahama and Hon Alan Kyeremanten, the Trade and Industry Minister, another frontrunner for the NPP, John Mahama leads Hon. Kyeremanten 61% to 30% (31% margin) and someone else 9%. Hon Alan Kyeremanten collapse in the polls for July compared to Dr Bawumia was the result of the collapse of NPP support in the Northern region if Bawumia isn't the candidate as Mahama who lost to Bawumia in the Northern by 88% to 9%, dramatically beats Alan Kyeremanten by 87% to 12%.

In the race to lead the NPP, the poll finds Hon Alan Kwadwo Kyeremanten extend his lead amongst general voters. The poll shows Alan attracting 42% of votes compared to 35% for Dr Mahamudu Bawumia and Hon Kennedy Agyepong, 11%. The Member of Parliament for Assin Central and late entrant in the NPP race, appears to have turned the NPP race on its head, at least among general voters, as he peels away support from Dr Bawumia and Hon Kyeremanten. Hon. Kennedy Agyepong, according to the polls, leads in Weija Gbawe, Okaikwei South, Anlo, Akim Oda, Asene-Akroso-Manso.

EXECUTIVE SUMMARY – NATIONAL OPINION POLL – JULY 2022

In the race to lead the NDC, John Mahama maintains a stable lead over Dr Kwabena Dufour as he is backed by 71% of voters compared to 15% for Dr Kwabena Dufour. Hon Kojo Bonsu obtains a poultry 2%.

With regards to the direction of the country, a whopping 76% of Ghanaians believe the country is headed in the wrong direction compared to 16% who believe it is headed in right direction. This represent significant deterioration compared April 2022 polls when 67% thought it was headed in the wrong direction compared to 26%.

The poll finds the president sinking further in the opinion poll as only 23% of voters approve the way he is performing his job as president with 72% disapproving his performance (net favourability rating of negative 49% (April 2022, negative 40%).

Voters by 69% to 30% oppose to the use of state funds to build the national cathedral. The biggest opposition to the move comes from Christians who oppose it with 72% compared to 65% of Muslims.

On whether the government should proceed with the Agyapa deal, 68% of voters oppose the transaction whilst 24% support it. On party affiliations to the opposition, 58% of NPP supporters oppose it, whilst 79% of NDC supporters oppose it with floating voters being 71%.

On the question of whether a commission of enquiry should be set up to investigate allegations of state capture following the controversy surrounding the Will of the late Kwadwo Owusu Afriyie, AKA Sir John, 69% of voters support this call whilst 22% oppose it and 10% have no opinion.

Details of the polls are summarized below:



Methodology & Approach

Methodology and Approach:

Analysis of the report is based on “Likely Voters” Model. Voters who indicated they will not vote were excluded from the overall analysis of the for the primaries and general elections head-to-head. Comparative analysis for the April 2022 poll was adjusted to reflect “Likely Voters” only.

Sample Size: 5,490

Confidence Interval: 99%

Margin of Error: MoE of $\pm 1.737\%$

Population of voters in the 75 constituencies: 4,877,028

Sampling Method

- 75 constituencies were selected randomly using simulation model.
- Out of the 75 constituencies randomly selected, 41 were won by the NPP and 34 were won by the NDC in the 2020 general elections.



Sampling Frame

- The 2020 Electoral Commissions voters' register was used as a sampling frame for the purpose of allocating sample size to each constituency.
- Allocation of sample was based on the total registered voters in the constituencies relative to the 75 constituencies selected.
- For each constituency selected, the location for the interview was also selected randomly from three Electoral Areas of the constituency.



Fieldwork:

- Interviews were carried out between 1st July – 15th July 2022.
- Data collection was carried out in the field using survey app and results transmitted to the cloud in real-time except where there is network challenges, in which case an offline system was used and data uploaded when connection was restored.

Demographic analysis: Demographic analysis of the poll will have higher margin or error.



Constituencies Covered



S/N	Constituencies	Region
1	Asunafo North	Ahafo
2	Adansi-Asokwa	Ashanti
3	Ahafo Ano South-East	Ashanti
4	Asante-Akim South	Ashanti
5	Asokwa	Ashanti
6	Atwima-Kwanwoma	Ashanti
7	Ejisu	Ashanti
8	Ejura Sekyedumase	Ashanti
9	Kumawu	Ashanti
10	Kwadaso	Ashanti
11	Manhyia South	Ashanti
12	Manso Edubia	Ashanti
13	Bosomtwi	Ashanti
14	Subin	Ashanti
15	Berekum West	Bono
16	Dormaa West	Bono
17	Jaman South	Bono
18	Sene West	Bono East



S/N	Constituencies	Region
19	Nkoranza South	Bono East
20	Techiman South	Bono East
21	Abura-Asebu-Kwamankese	Central
22	Agona East	Central
23	Asikuma-Odoben-Brakwa	Central
24	Cape Coast South	Central
25	Effutu	Central
26	Gomoa Central	Central
27	Upper Denkyira West	Central
28	Abetifi	Eastern
29	Akim Oda	Eastern
30	Akim Swedru	Eastern
31	Asene-Akroso-Manso	Eastern
32	Asuogyaman	Eastern
33	New Juaben North	Eastern
34	Nsawam Adoagyiri	Eastern
35	Ablekuma Central	Greater Accra
36	Ablekuma North	Greater Accra



S/N	Constituencies	Region
37	Ablekuma West	Greater Accra
38	Ada	Greater Accra
39	Amasaman	Greater Accra
40	Ashaiman	Greater Accra
41	Ayawaso Central	Greater Accra
42	Ayawaso North	Greater Accra
43	Korle Klottey	Greater Accra
44	Odododiodoo	Greater Accra
45	Okaikwei Central	Greater Accra
46	Okaikwei North	Greater Accra
47	Okaikwei South	Greater Accra
48	Tema Central	Greater Accra
49	Tema West	Greater Accra
50	Weija-Gbawe	Greater Accra
51	Bunkpurugu	North East
52	Bimbilla	Northern
53	Gushiegu	Northern
54	Kumbungu	Northern

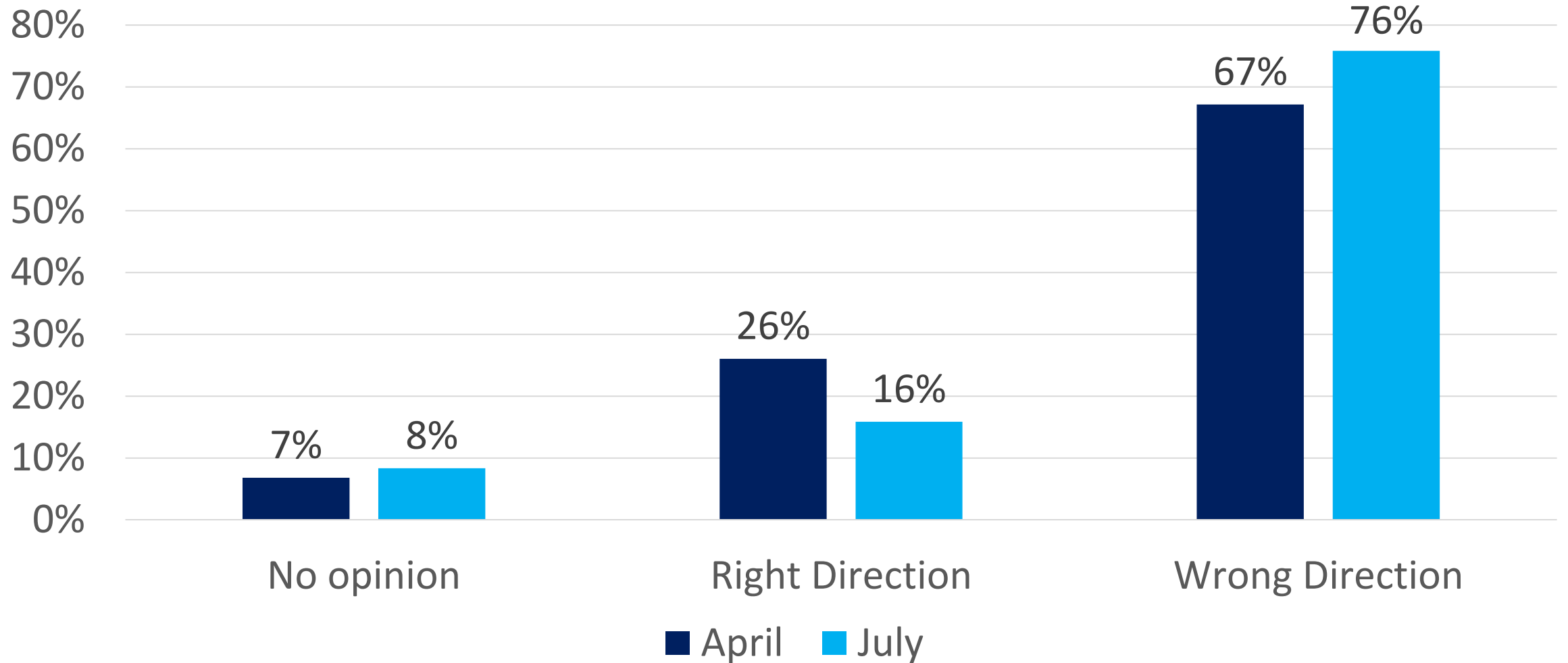


S/N	Constituencies	Region
55	Mion	Northern
56	Tatale-Sanguli	Northern
57	Biakoye	Oti
58	Nkwanta South	Oti
59	Bole Bamboi	Savanna
60	Lambussie	Upper West
61	Nandom	Upper West
62	Sissala West	Upper West
63	Bolgatanga East	Upper East
64	Pusiga	Upper East
65	Anlo	Volta
66	Hohoe	Volta
67	Ketu South	Volta
68	Kpando	Volta
69	Amenfi Central	Western
70	Effia	Western
71	Evalue-Ajomoro-Gwira	Western
72	Prestea-Huni Valley	Western
73	Wassa East	Western
74	Bodi	Western North
75	Sefwi-Akontombra	Western North

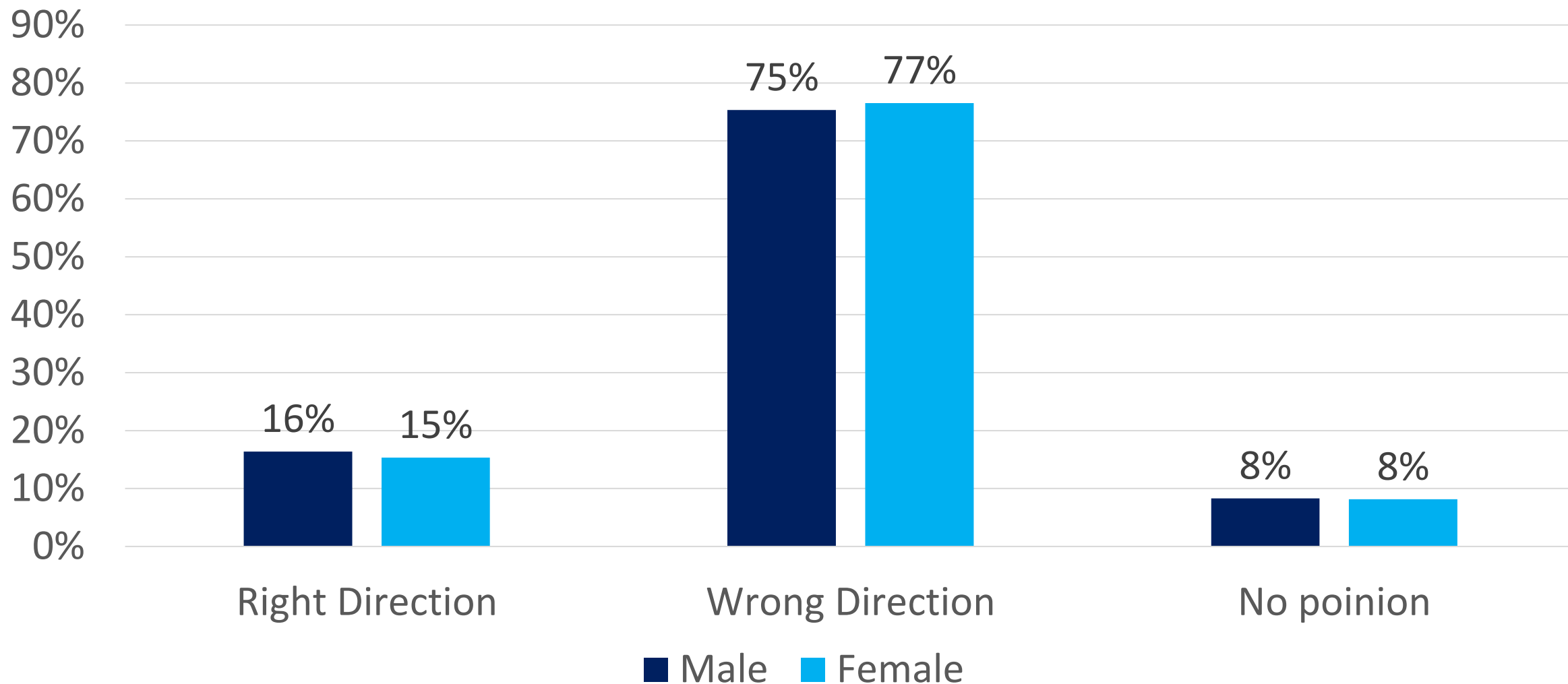


Direction of the country

Direction of the Country



Direction of the Country-Gender



Direction of the Country-Age Groups

	64+	55-64	45-54	35-44	25-34	18-24	16-18
Right Direction	18%	21%	15%	15%	17%	15%	13%
Wrong Direction	77%	72%	75%	76%	76%	78%	81%
No opinion	5%	7%	11%	9%	7%	7%	7%

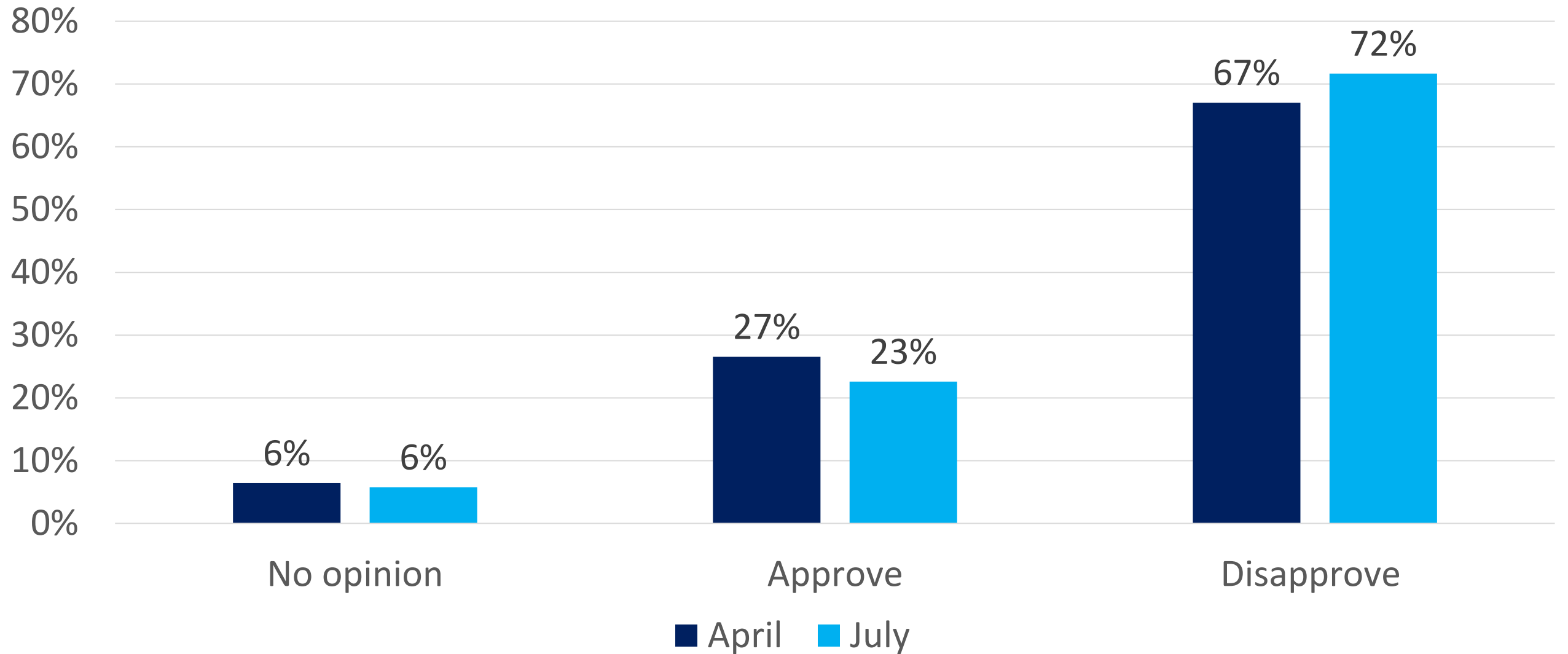
Direction of the Country-Party Affiliation

	NPP	NDC	CPP	PNC	PPP	Others	FV
Right Direction	28%	6%	8%	11%	7%	10%	8%
Wrong Direction	63%	88%	82%	72%	74%	82%	82%
No opinion	9%	6%	10%	17%	19%	8%	10%

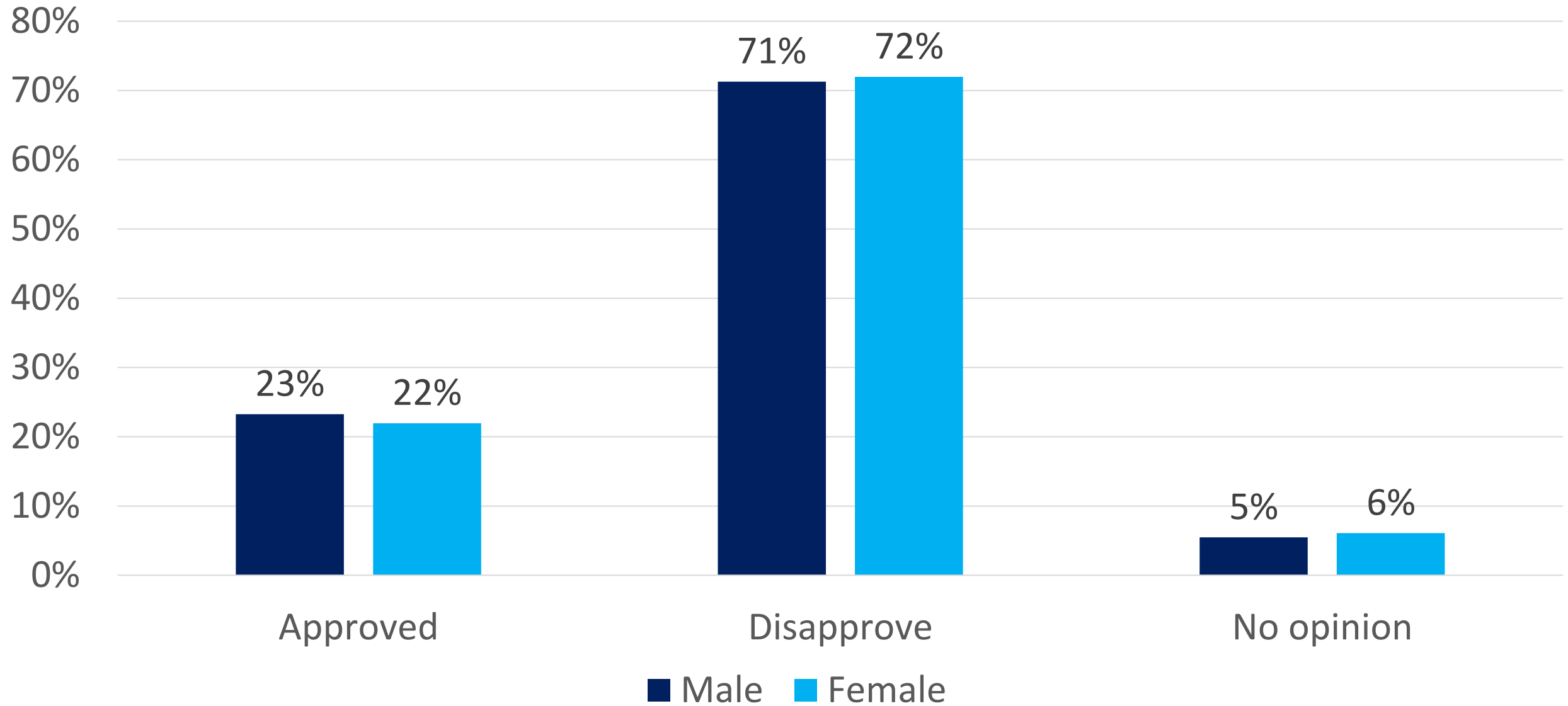


President's Job Approval

President's Approval



President's Approval-Gender



President's Approval-Party Affiliation

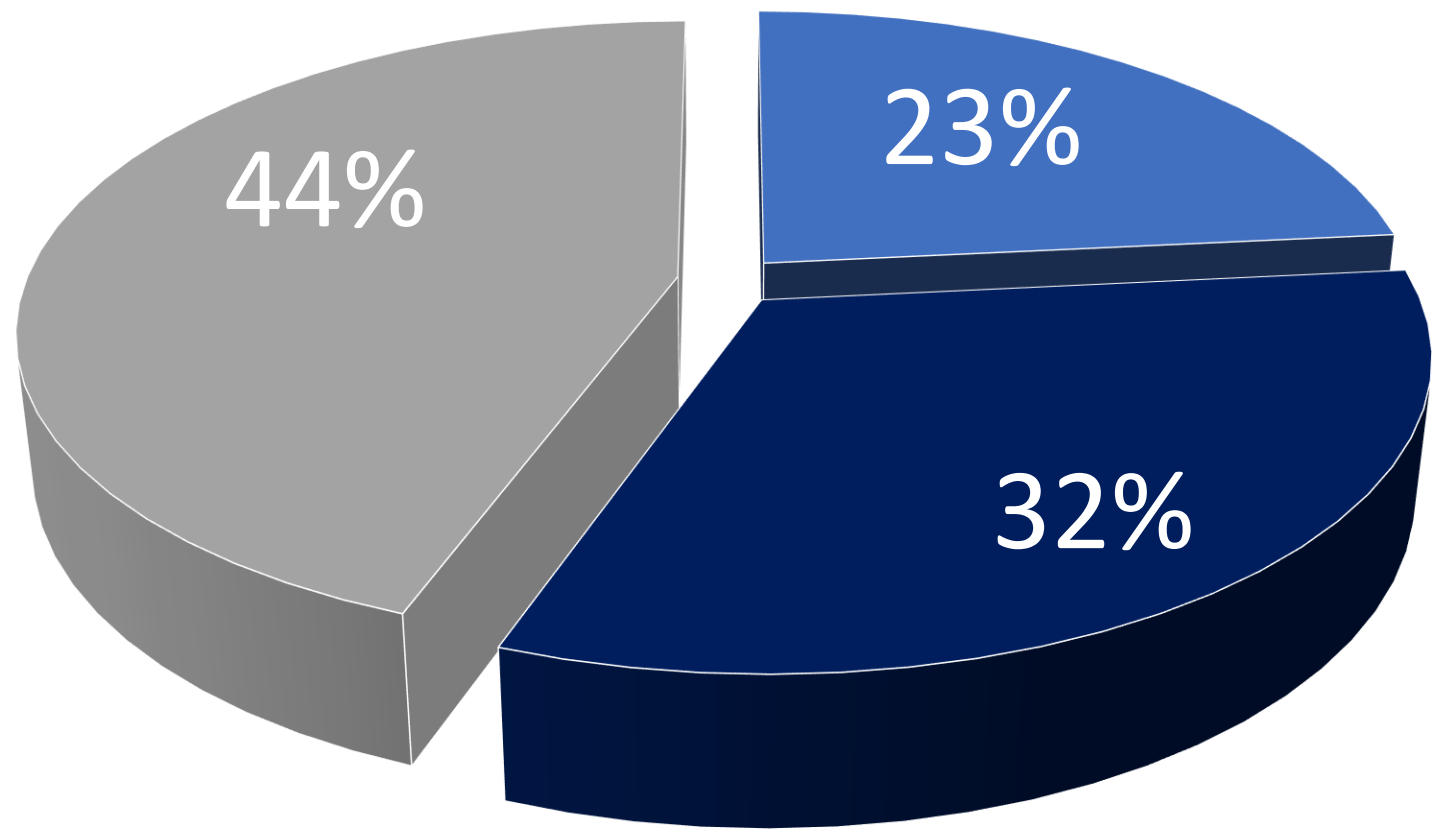
	NPP	NDC	CPP	PNC	PPP	FV	Others
Approved	39%	9%	15%	13%	9%	15%	17%
Disapproved	57%	87%	73%	63%	83%	74%	76%
No opinion	5%	4%	12%	24%	7%	11%	7%

President's Approval-Region

	GAR	AR	ER	WR	WNR	VR	OR	BR
Approve	13%	33%	22%	29%	32%	5%	17%	50%
Disapprove	82%	60%	70%	60%	61%	95%	79%	48%
No opinion	5%	7%	8%	12%	7%	0%	4%	2%

	BER	A/R	NR	NER	UE	UW	SR	CR
Approve	22%	18%	59%	22%	2%	15%	19%	21%
Disapprove	73%	78%	38%	75%	76%	71%	81%	75%
No opinion	6%	3%	3%	4%	22%	15%	0%	4%

Optimism with Nana Akuffo Addo as President

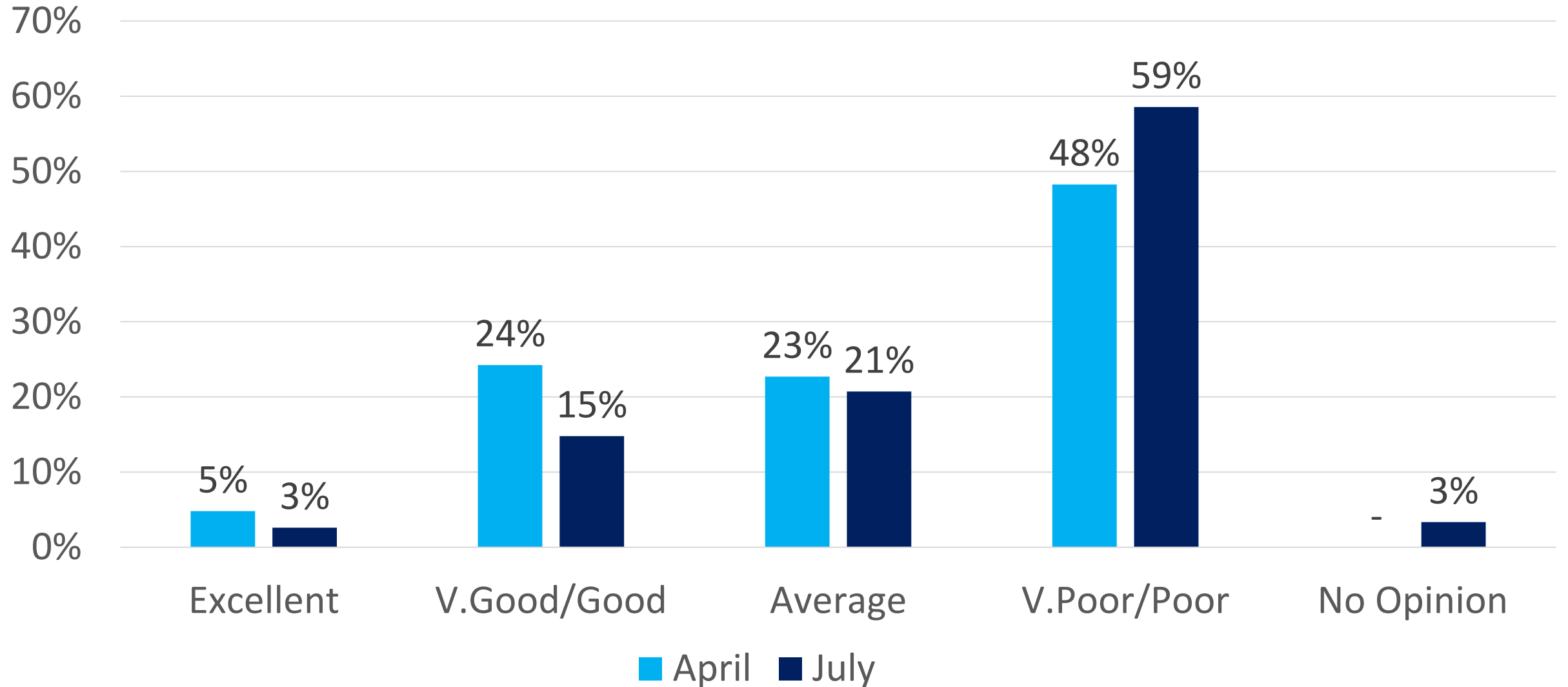


■ Optimistic ■ Pessimistic ■ Not sure



Performance of the Government

Assessment of Government Performance



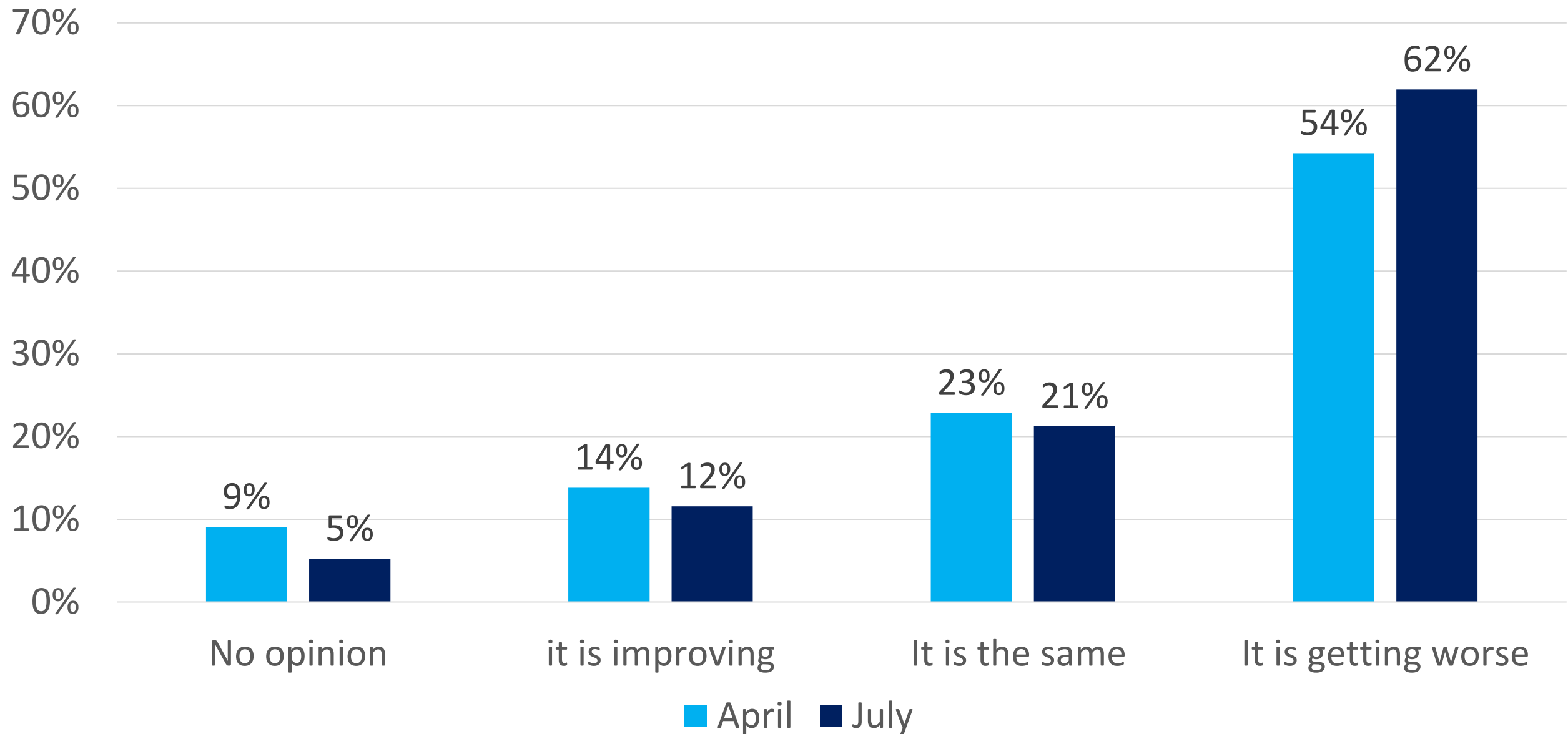
Assessment of Gov. Performance- Party Affiliations

	NPP	NDC	CPP	PNC	PPP	FV	Others
Excellent	5%	0%	2%	2%	0%	1%	0%
V. Good /Good	27%	5%	10%	9%	9%	9%	10%
Average	23%	15%	29%	24%	19%	25%	25%
V. Poor/Poor	42%	77%	53%	61%	67%	56%	59%
No Opinion	2%	2%	6%	4%	6%	8%	5%

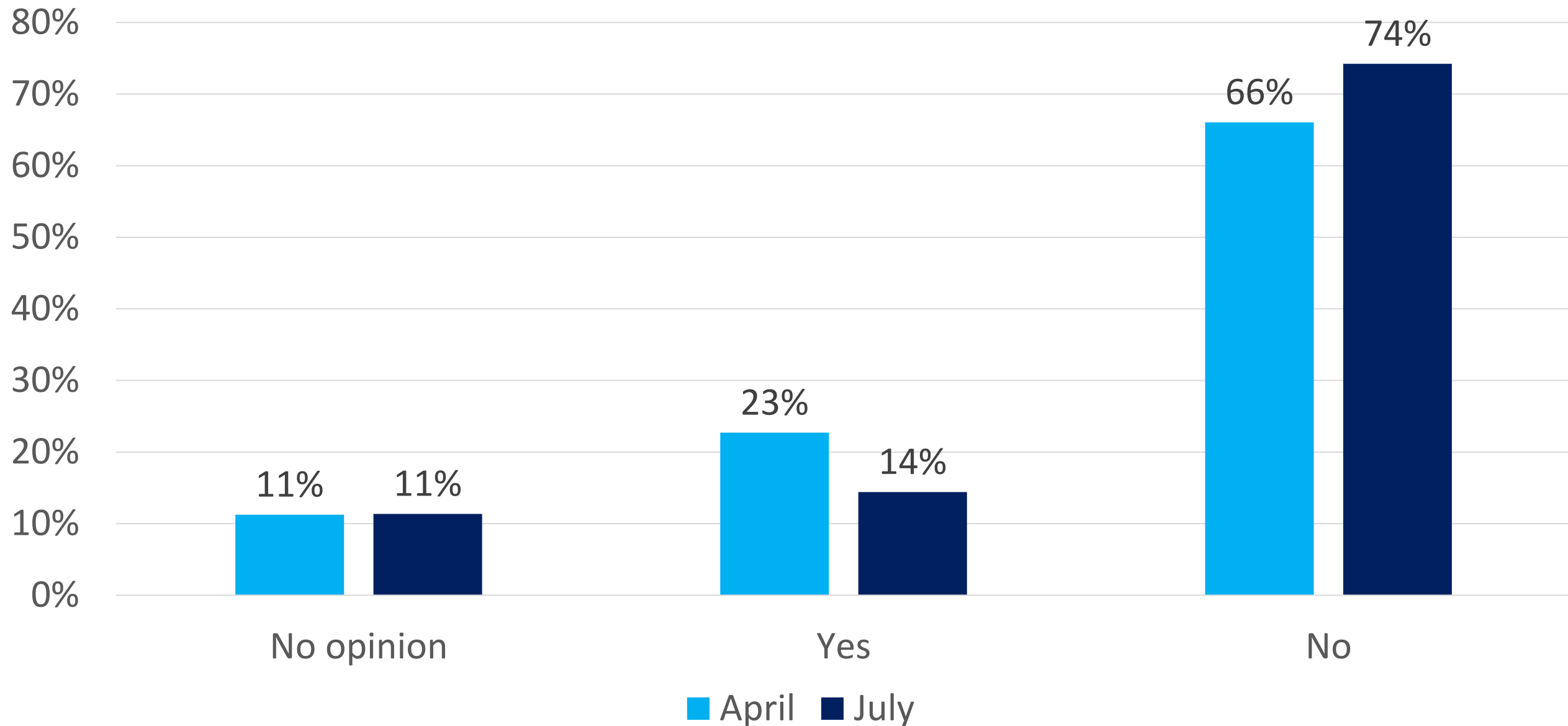


State of Corruption in Ghana

State of Corruption in Ghana



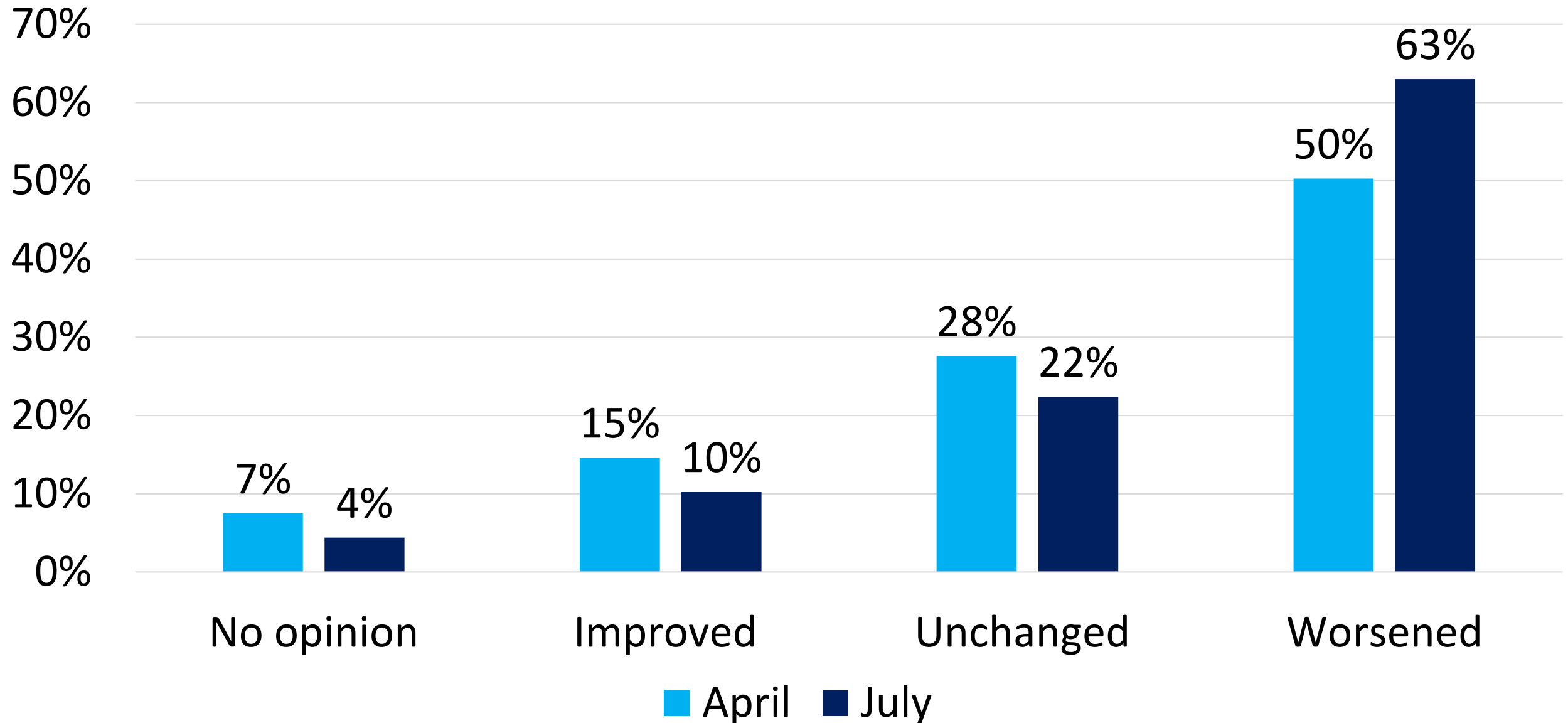
Is the Government doing enough to fight corruption?



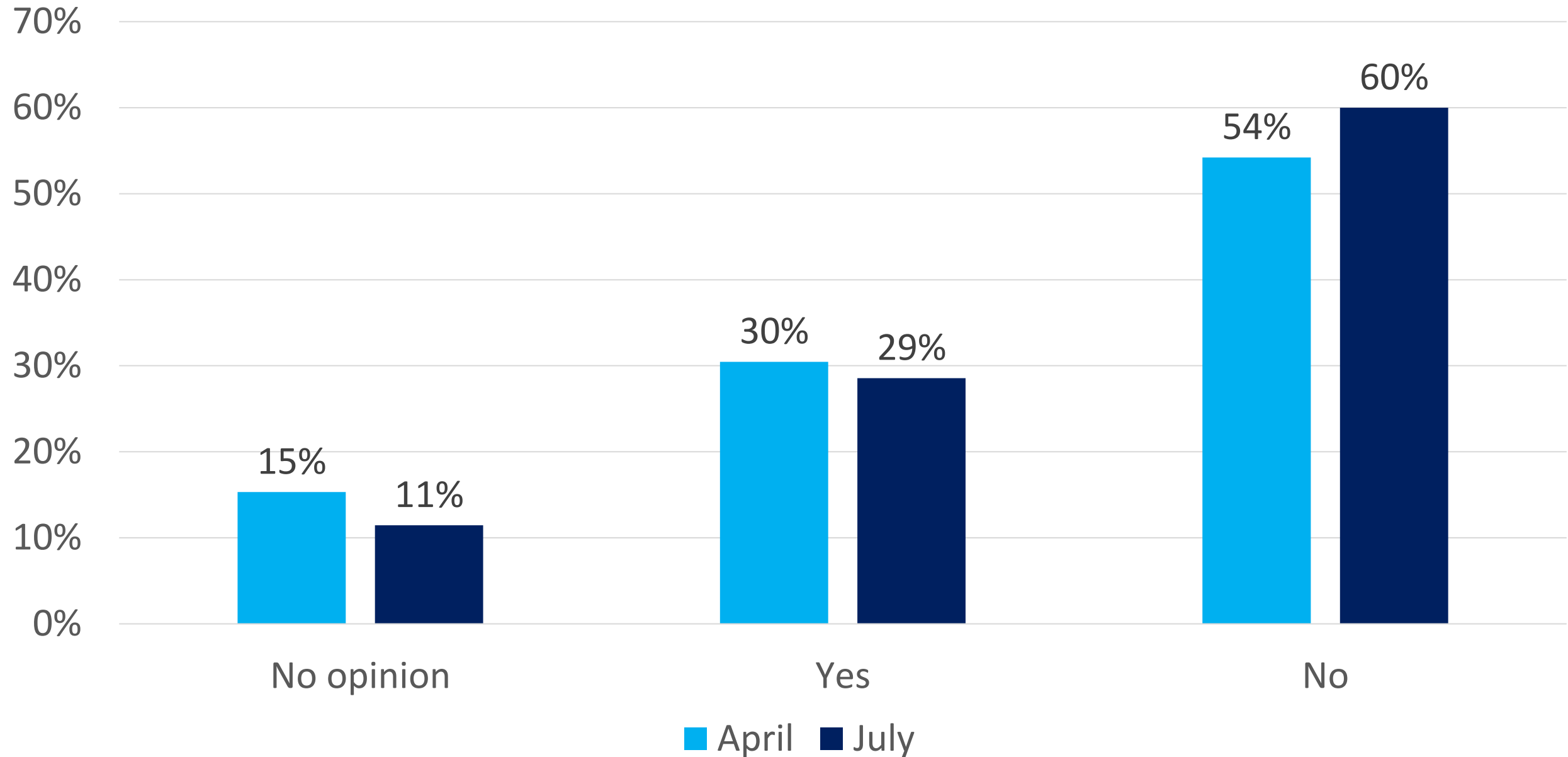


Standard of living

Standard of living in the last 12 months



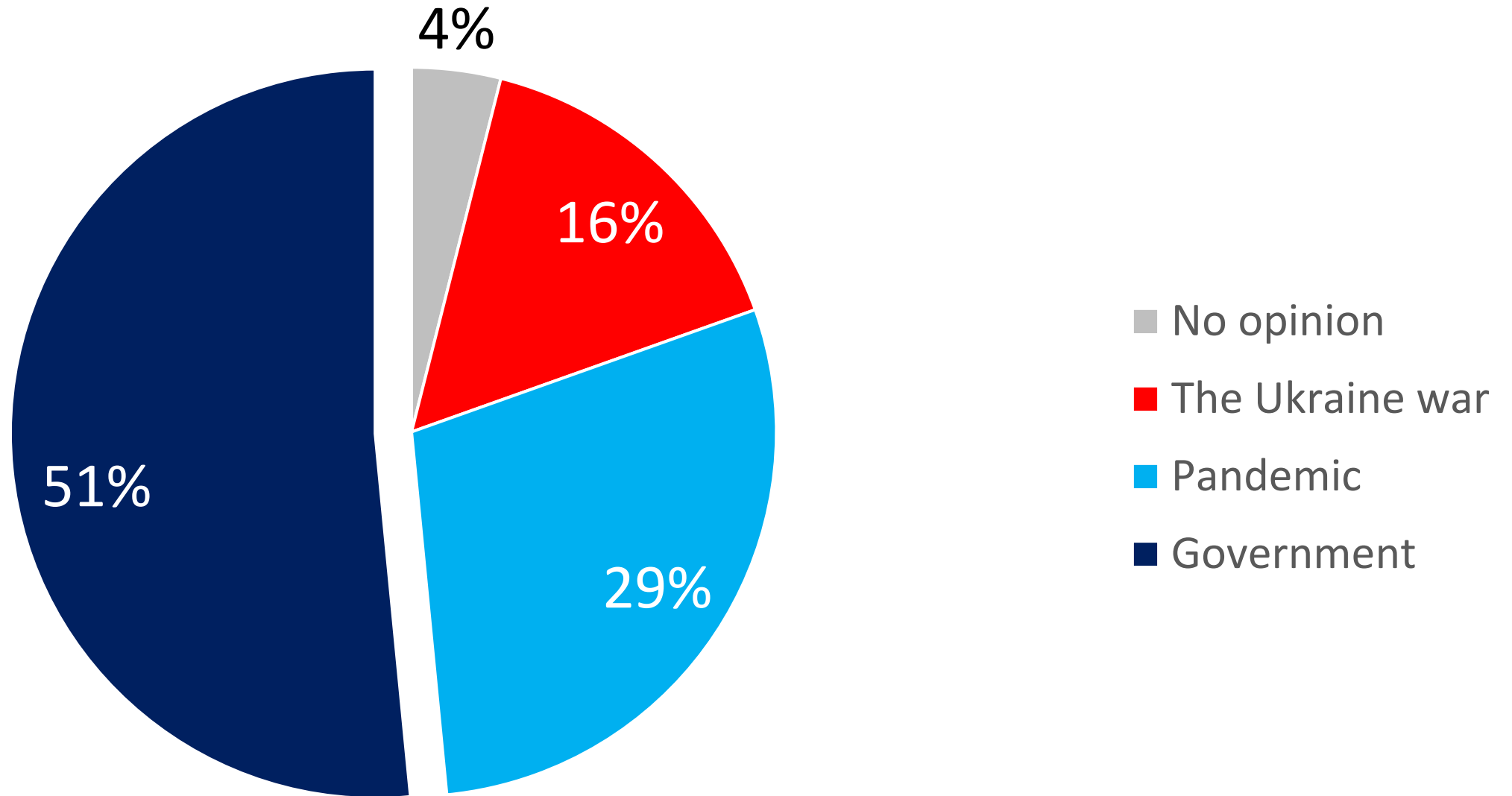
Optimism for improvement in 12 months





Economic Crisis

Who do you blame for the crisis?





E-Levy

Response to the E-Levy Implementation

I have continued to use the MoMo the same way as before it was introduced

37%

I use less MoMo now

34%

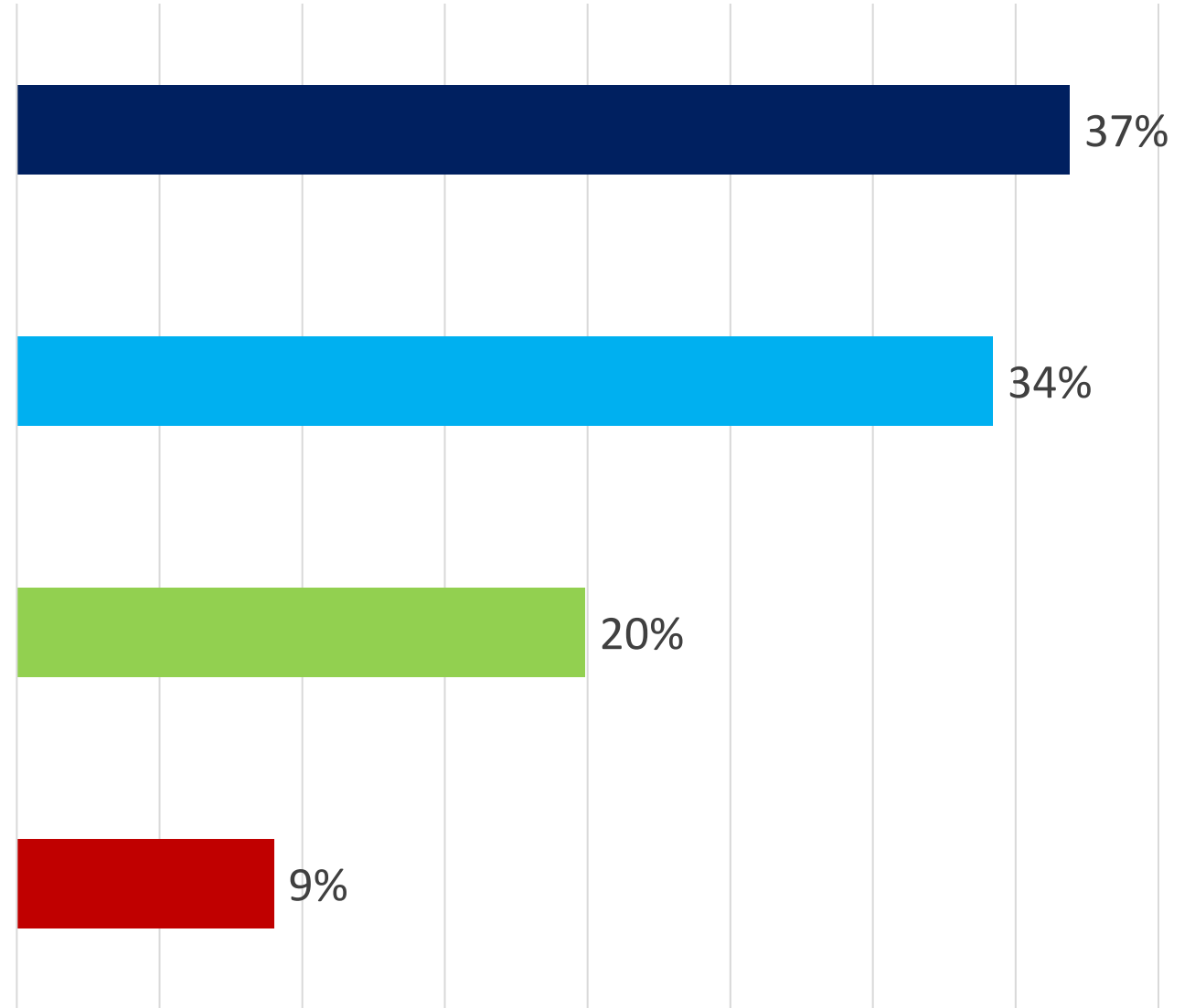
I have been avoiding paying the MoMo tax by changing the way I send money

20%

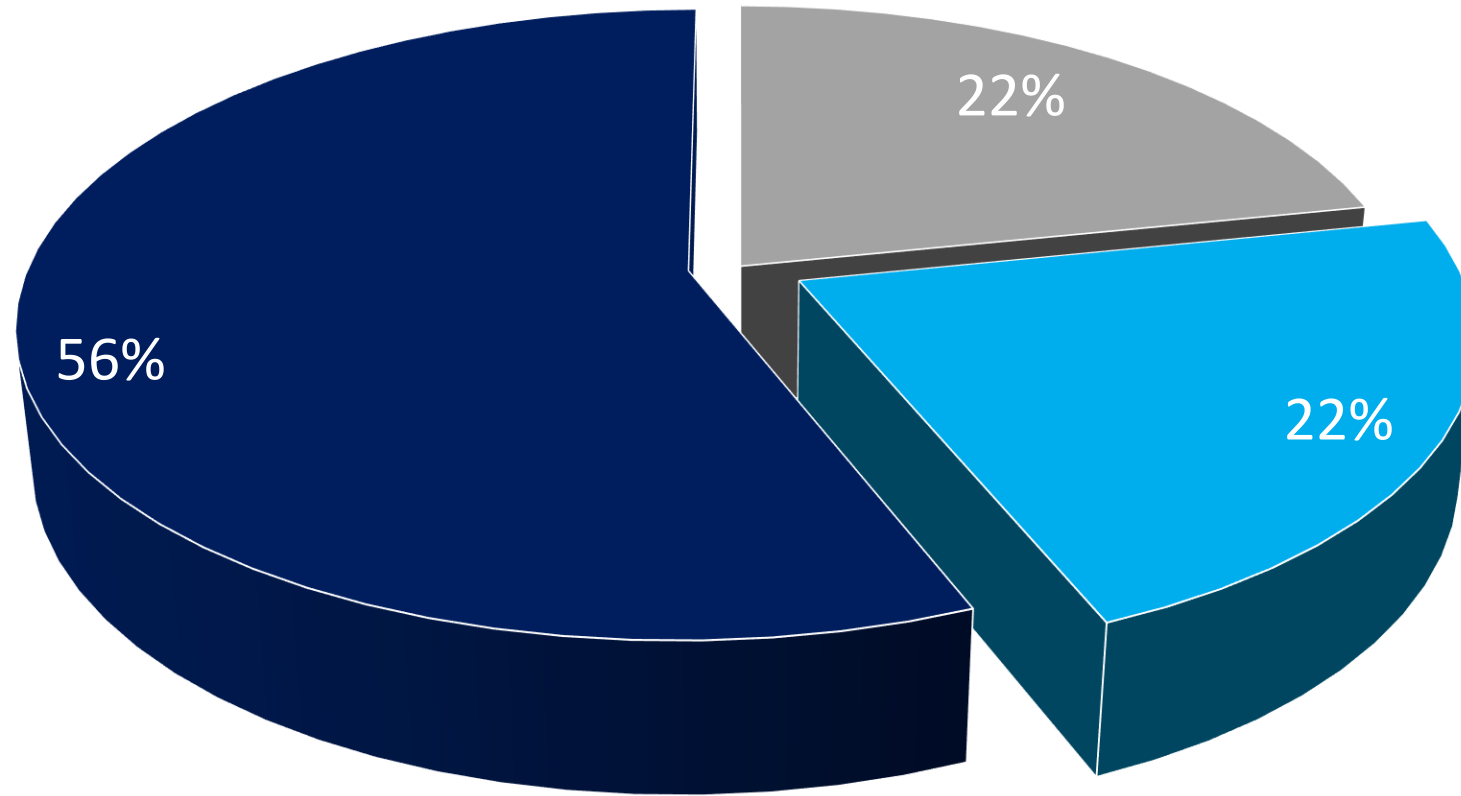
I have stopped using MoMo all together

9%

0% 5% 10% 15% 20% 25% 30% 35% 40%

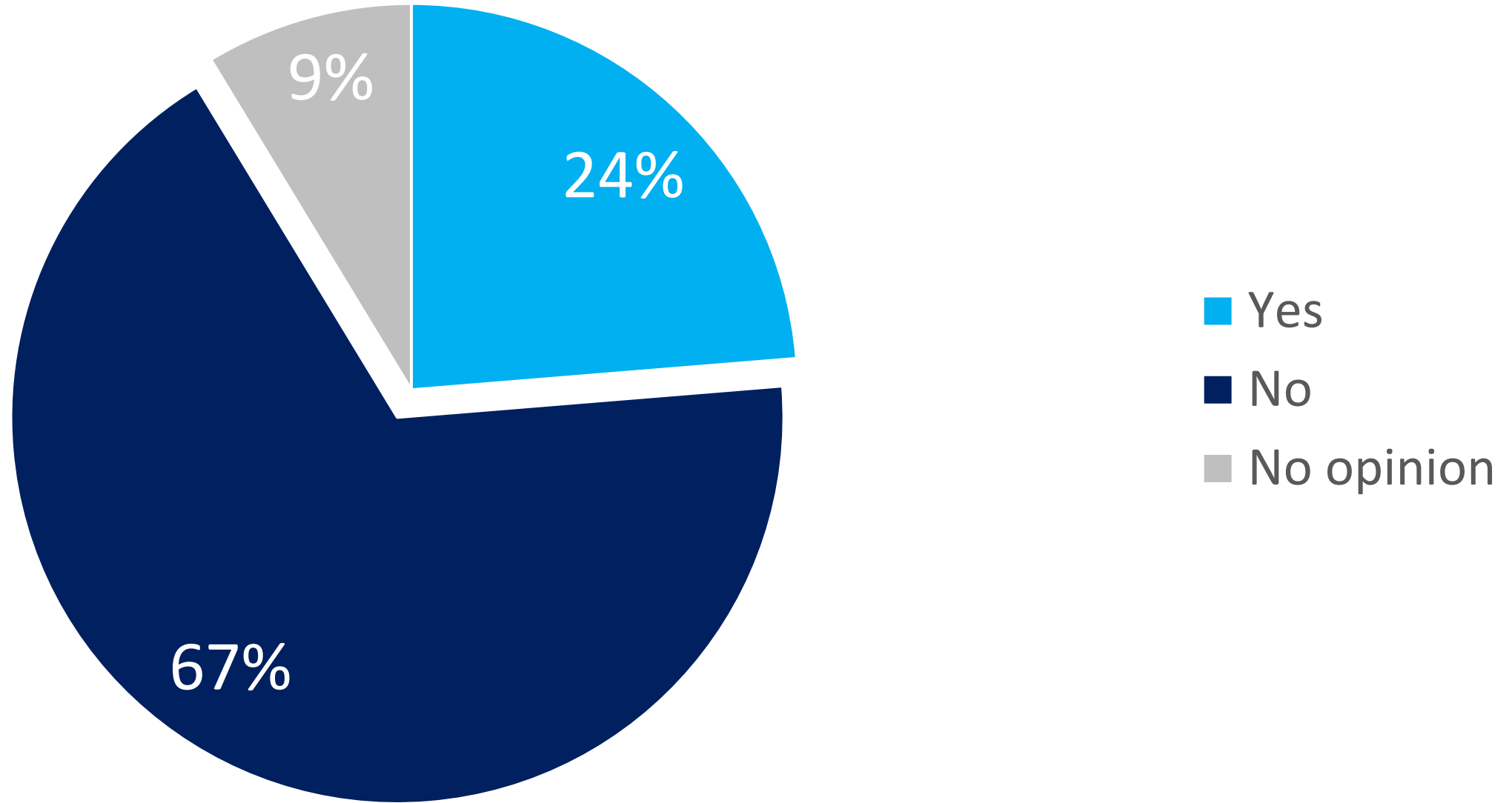


Vote for a Party that will abolish the Levy



■ Very unlikely/Unlikely ■ Neutral ■ Very Likely/Likely

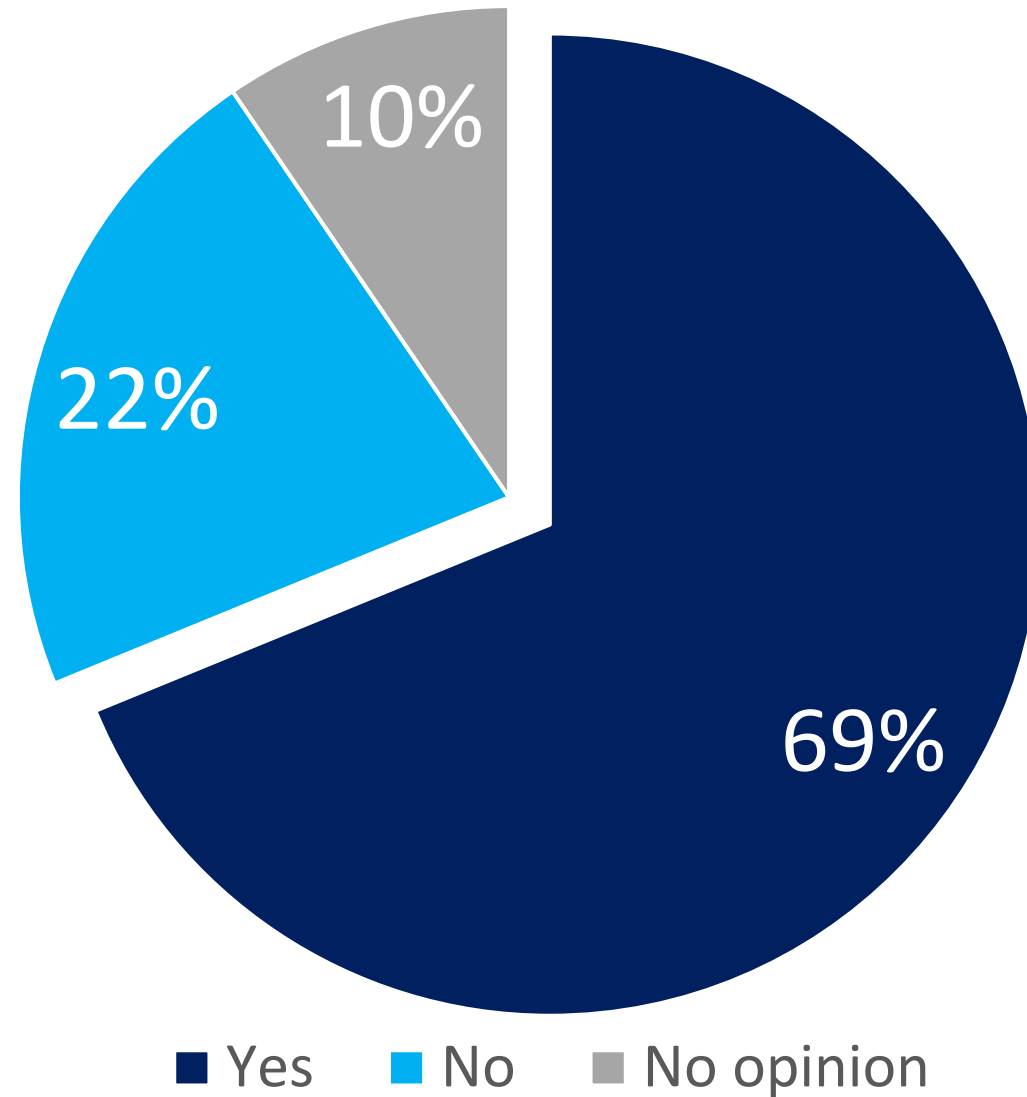
Support for Agyapa Transaction



Support for Agyapa Transaction-Party Affiliation

	NPP	NDC	CPP	PNC	PPP	FV	Others
Yes	34%	14%	25%	24%	20%	15%	16%
No	58%	79%	66%	59%	69%	71%	72%
No opinion	8%	6%	10%	17%	11%	14%	12%

Commission to investigate Capture of State Assets



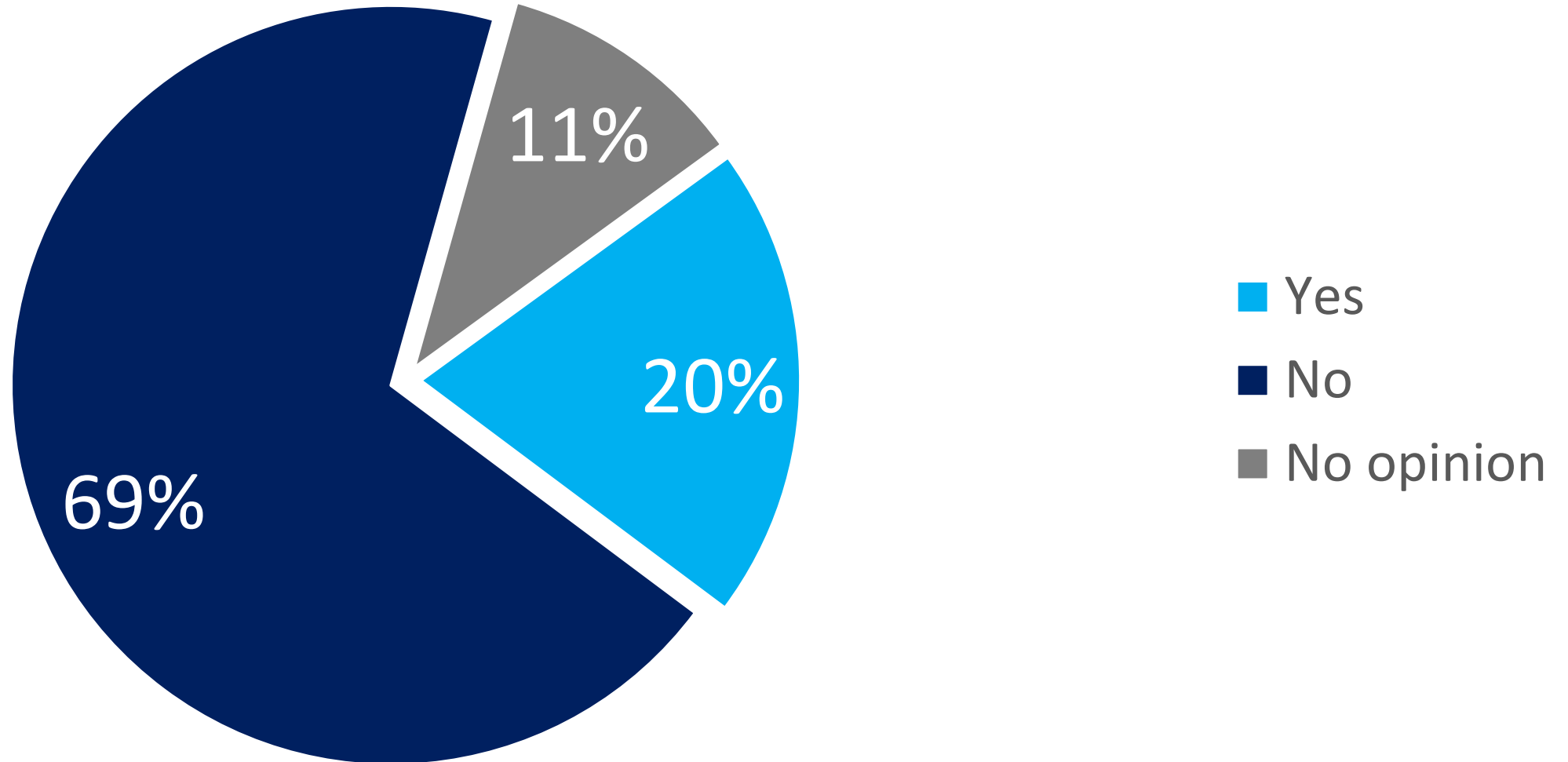
Commission of Enquiry – Party Affiliations

	NPP	NDC	CPP	PNC	PPP	FV	Others
Yes	68%	71%	63%	57%	69%	64%	66%
No	22%	22%	25%	28%	17%	18%	24%
No opinion	10%	7%	12%	15%	15%	18%	10%

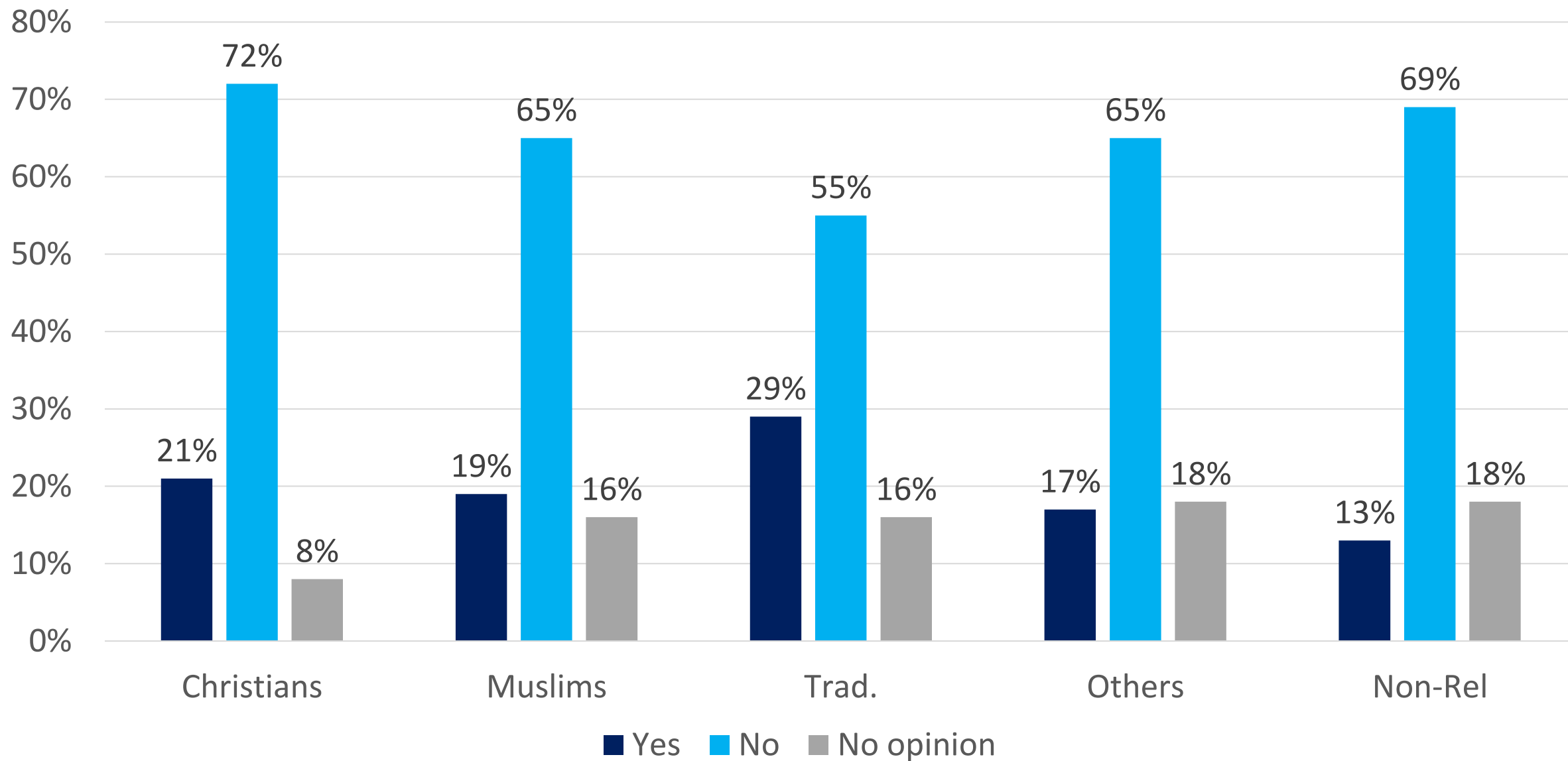


Building of the National Cathedral with State Funds

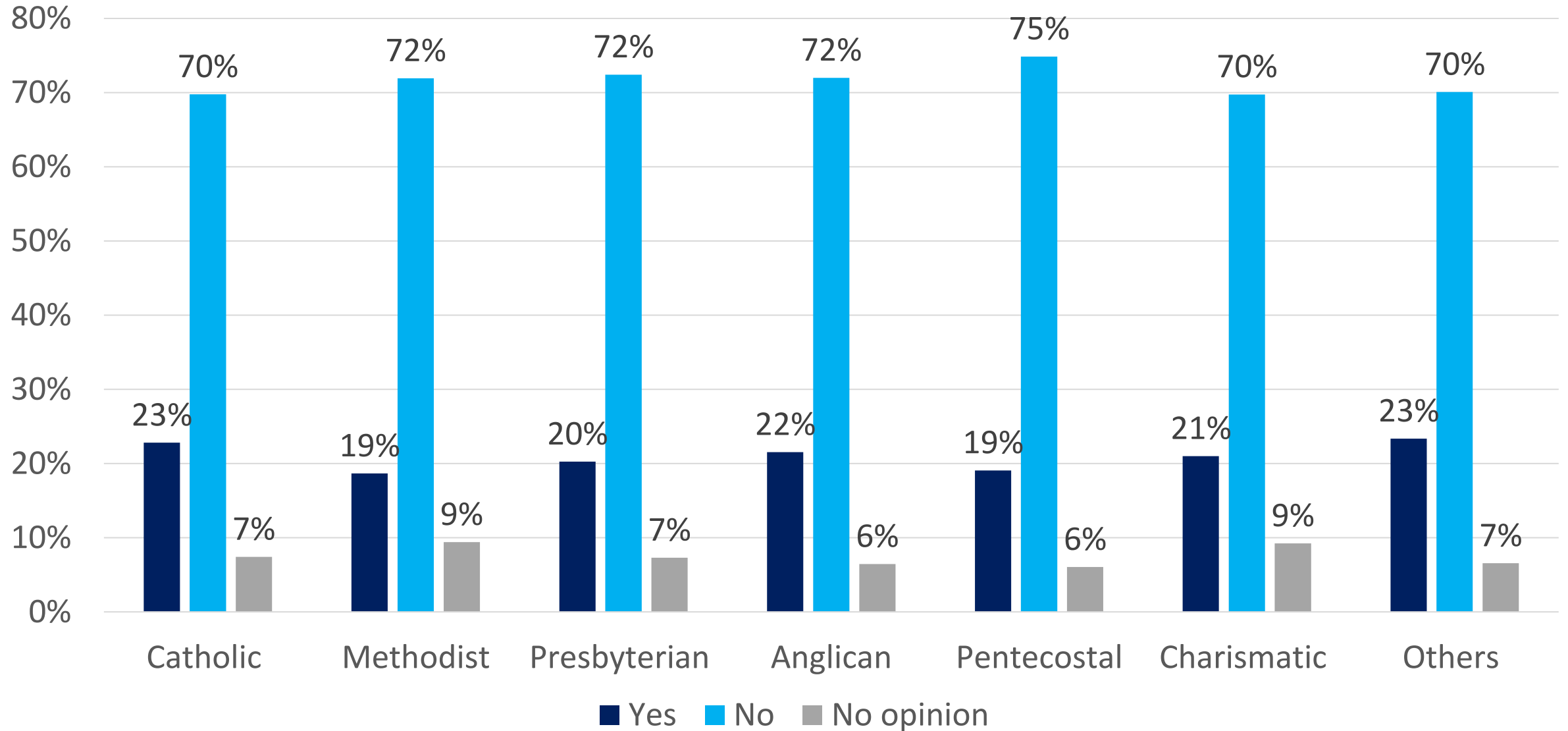
Do you support using State Funds to Build the Cathedral



Cathedral Building – Religious Groups



Support for the Cathedral – Christian Denominations



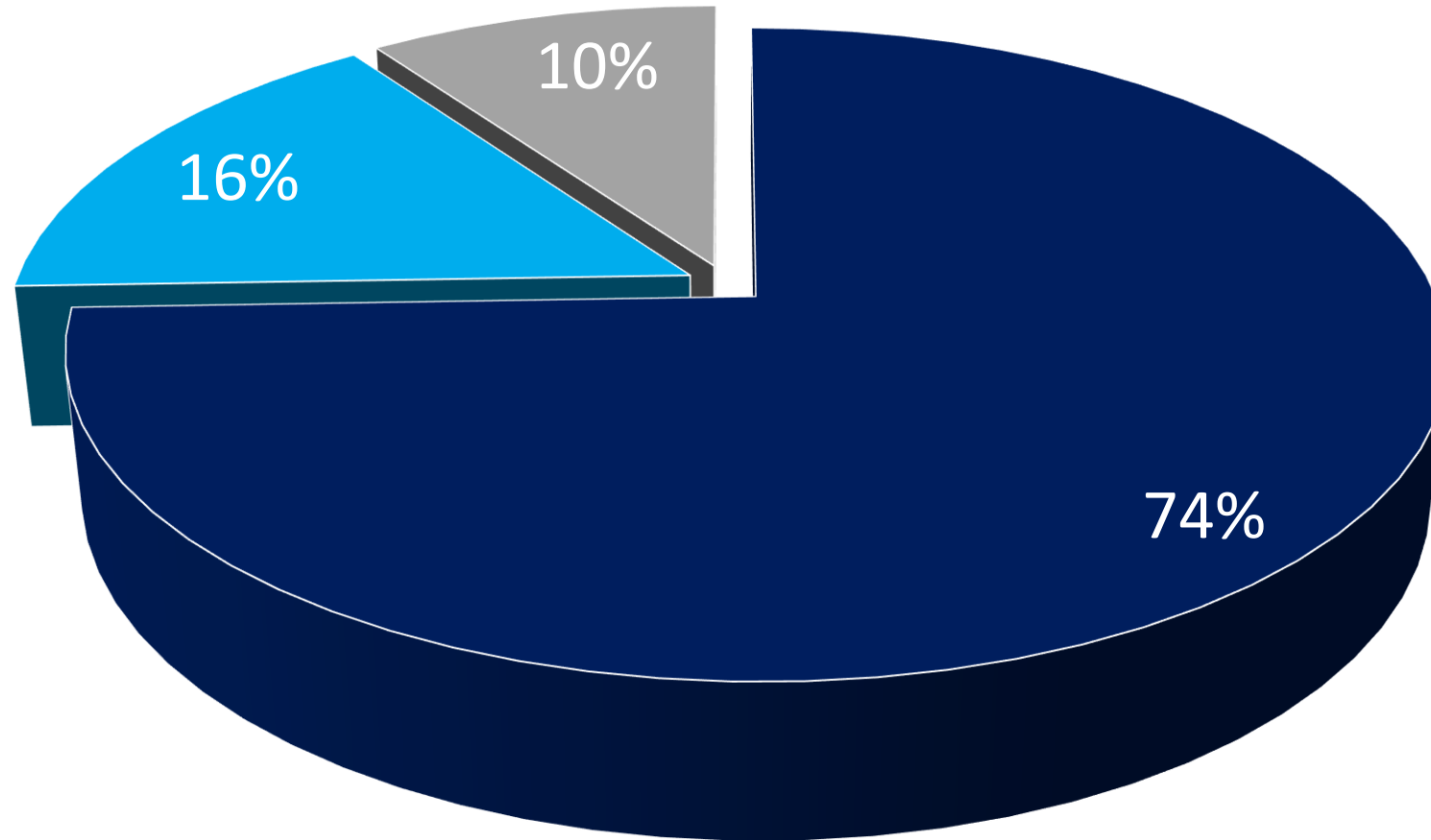


2024 Elections



Voter Turnout & Priorities

2024 Turnout - National



■ V. Likely/Likely ■ V. Unlikely/Unlikely ■ Not sure

Regional Turnout

	GAR	AR	ER	WR	WNR	VR	OR	BR
V. Likely/ Likely	75%	65%	62%	74%	71%	91%	86%	69%
V. Unlikely/ Unlikely	17%	19%	24%	10%	10%	5%	5%	27%
Not sure	8%	16%	14%	16%	19%	4%	9%	4%

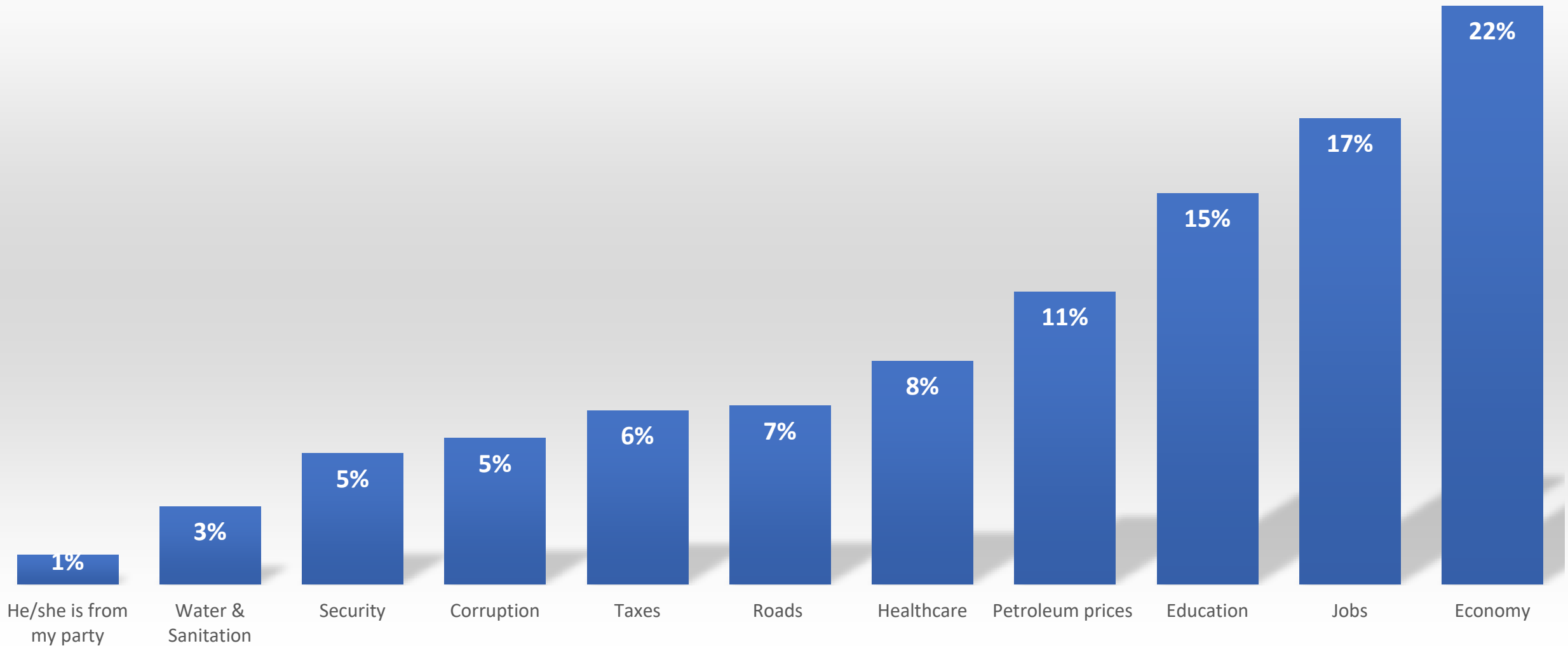
Regional Turnout

	BER	AHR	NR	NER	UW	UE	SR	CR
V. Likely/ Likely	83%	72%	62%	90%	93%	61%	100%	84%
V. Unlikely/ Unlikely	9%	15%	35%	10%	1%	9%	0%	13%
Not sure	7%	13%	3%	0%	6%	30%	0%	3%

Turnout- Party Affiliation

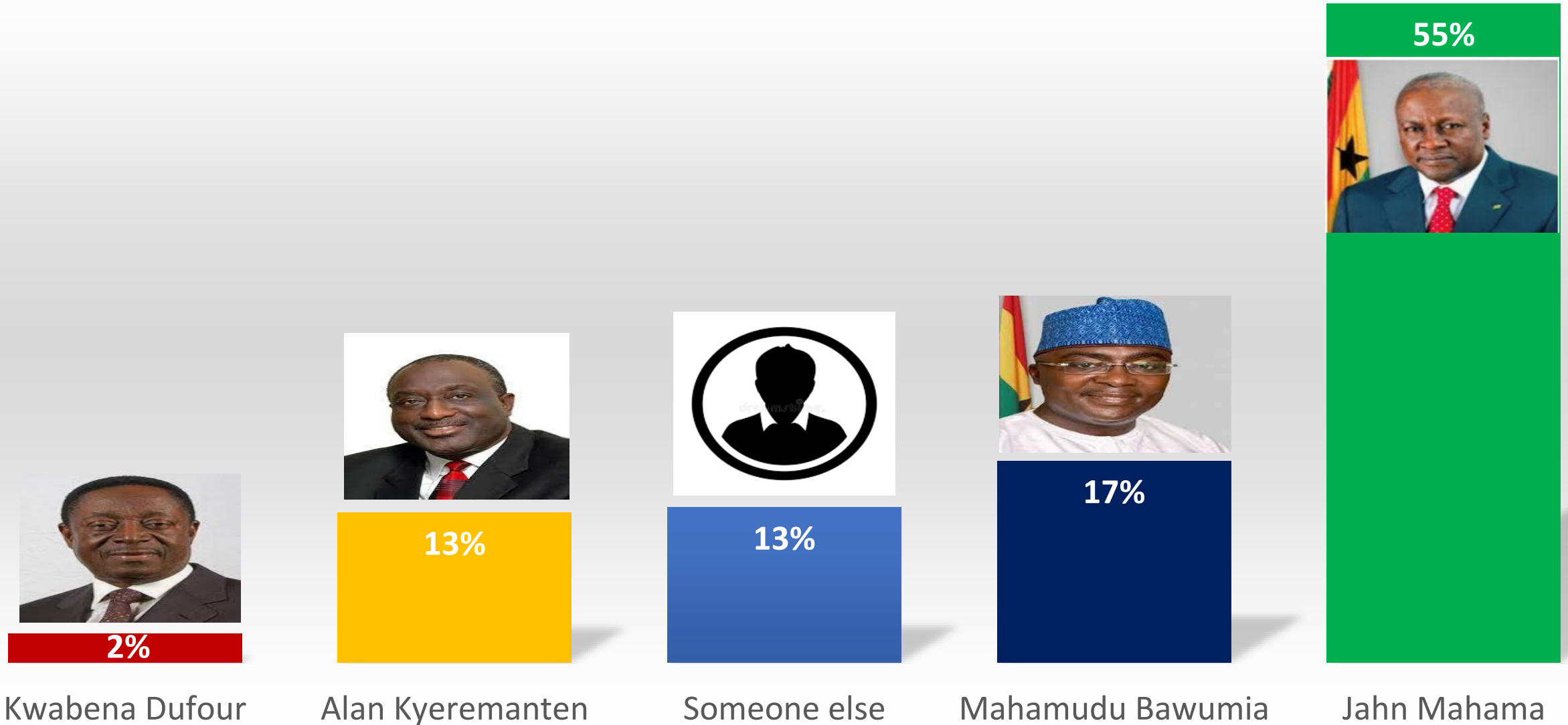
	NPP	NDC	CPP	PNC	PPP	FV	Others
V. Likely/ Likely	45%	68%	50%	39%	57%	55%	53%
V. Unlikely/ Unlikely	28%	17%	26%	24%	13%	21%	18%
Not sure	26%	15%	24%	37%	30%	24%	28%

Voters Priorities

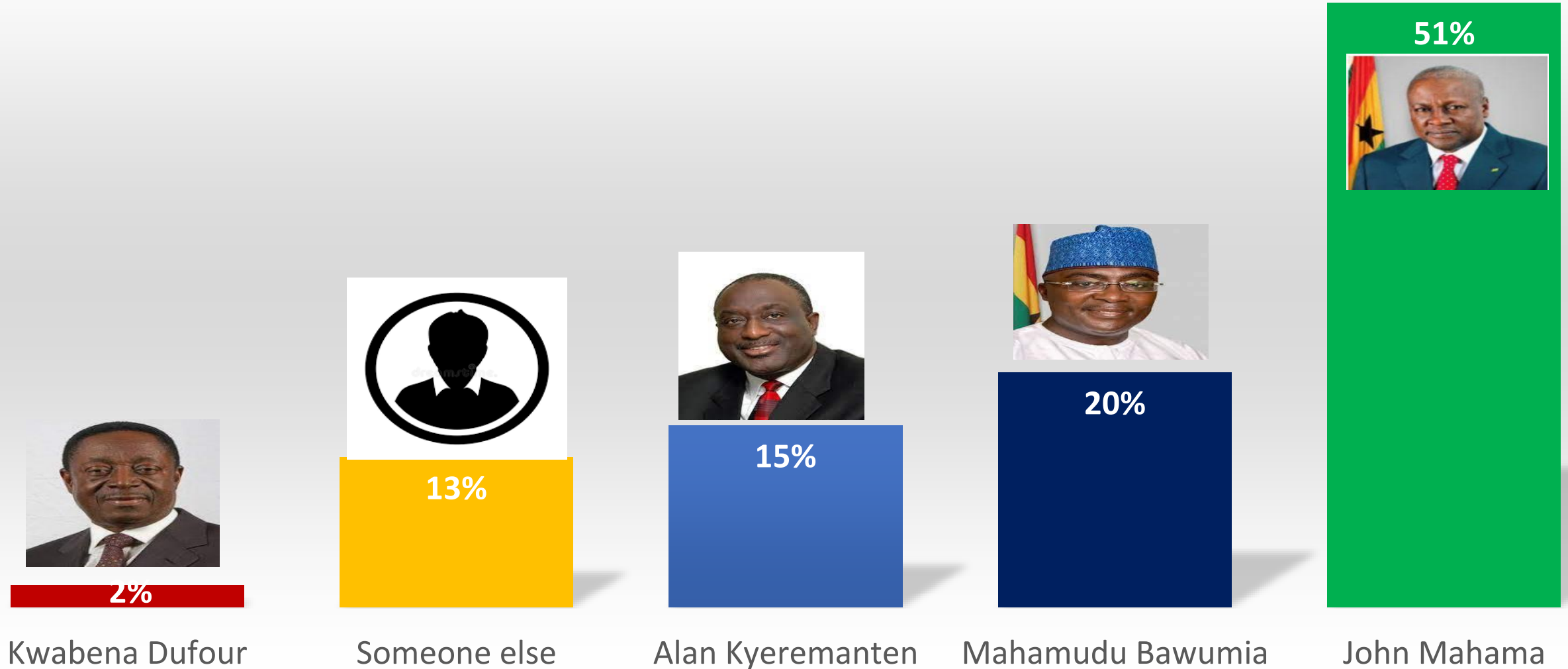


Voters Trust in Managing Key Issues

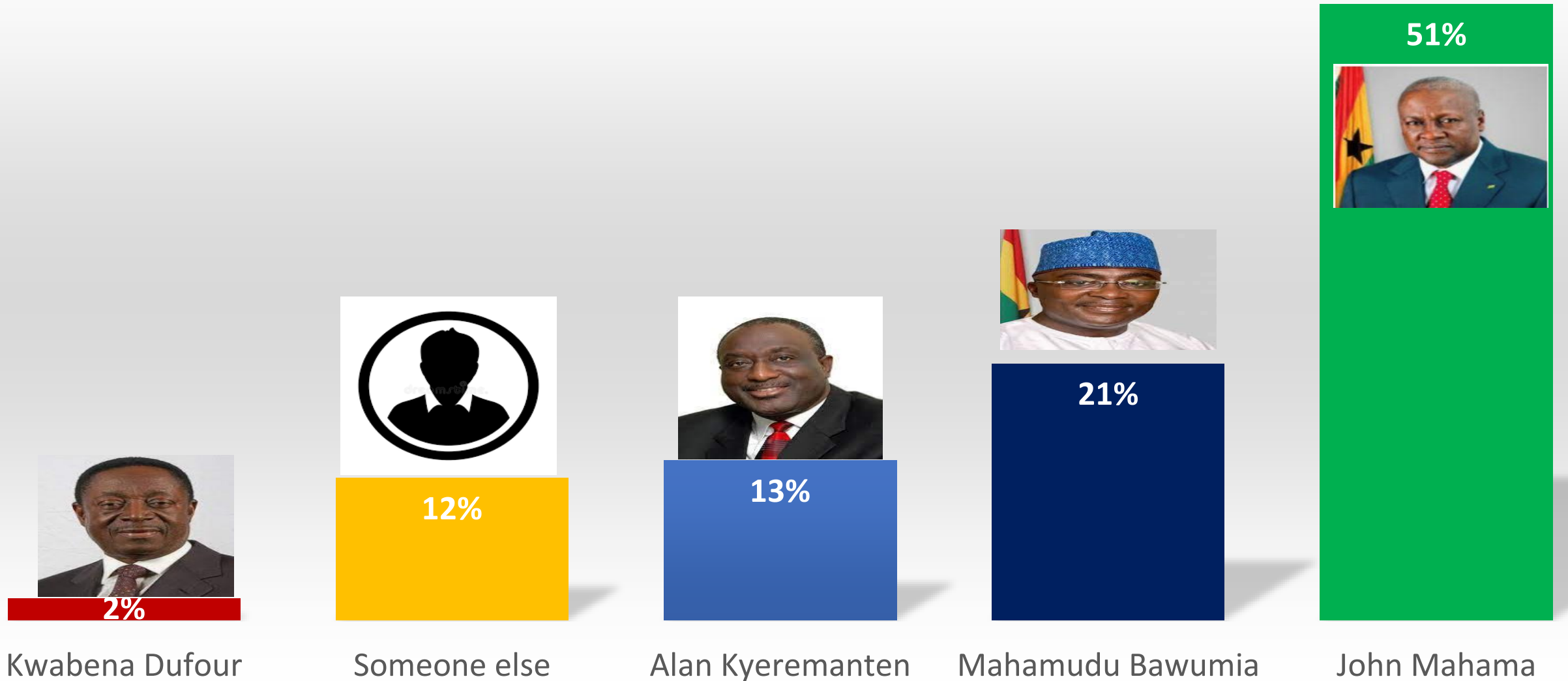
Trust to better Manage the Economy



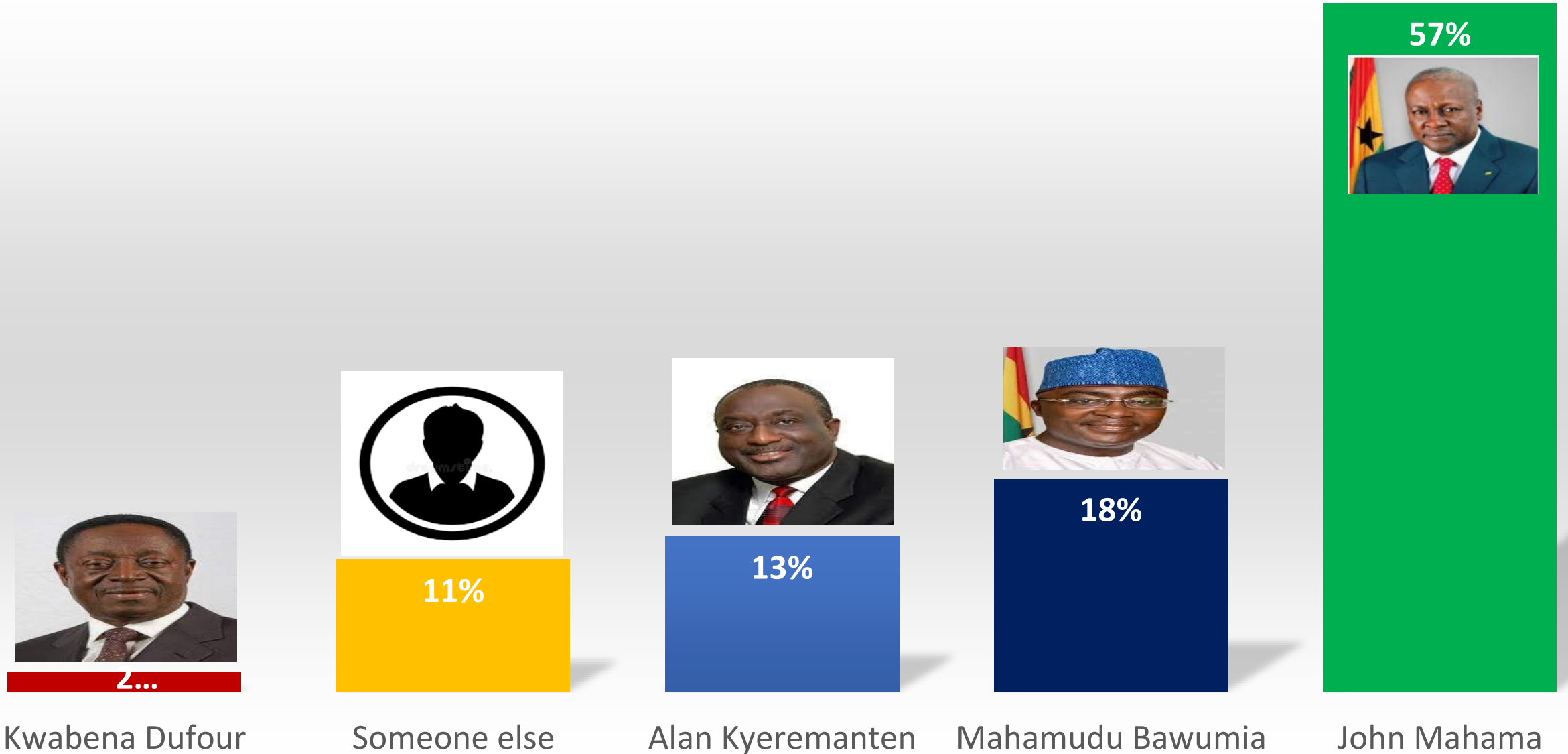
Trust to better Create Job Opportunities



Trust to better Manage Education

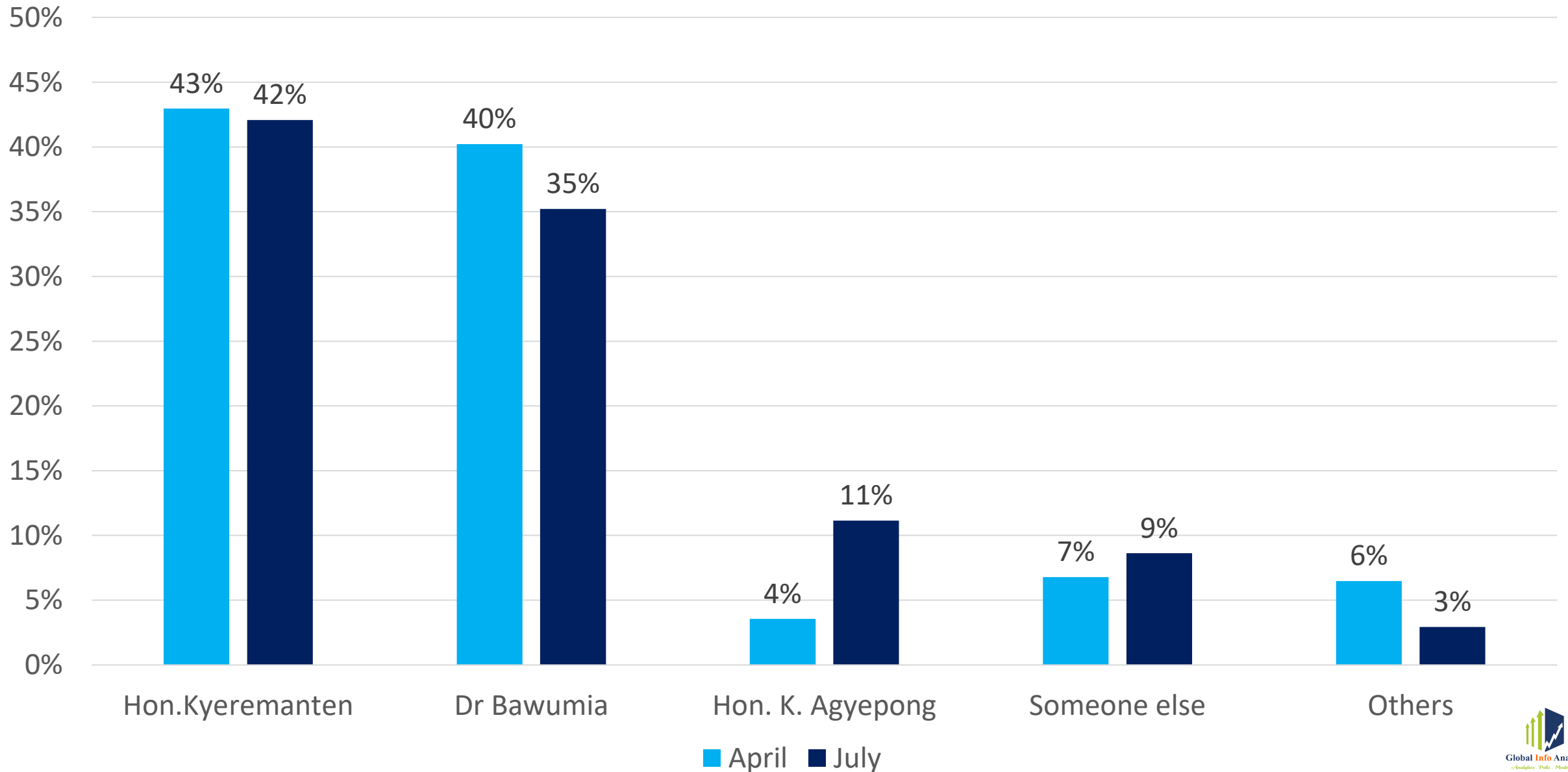


Trust to better Build Infrastructure



NPP Primaries

Who to Lead NPP



Who to Lead NPP – Party Affiliations

	NPP	NDC	CPP	PNC	PPP	FV	Others
Hon. Kyeremanten	41%	47%	22%	35%	20%	40%	44%
Dr Bawumia	44%	29%	34%	24%	24%	24%	27%
Hon. K. Agyepong	8%	13%	20%	22%	22%	18%	7%
Someone else	5%	8%	17%	8%	20%	15%	18%
Others	2%	3%	7%	11%	12%	3%	4%

Who to Lead NPP – Regional

	GAR	AR	ER	WR	WNR	VR	OR	BR
Hon. Kyeremanten	53%	39%	36%	30%	31%	35%	46%	42%
Dr Bawumia	28%	40%	23%	29%	39%	38%	16%	39%
Hon. K. Agyepong	11%	11%	17%	20%	17%	12%	13%	1%
Others	2%	2%	6%	3%	3%	4%	12%	10%
Someone else	6%	7%	19%	19%	10%	11%	13%	9%

Who to Lead NPP – Regional

	BER	AHR	NR	NER	UW	UE	SR	CR
Hon. Kyeremanten	29%	42%	7%	26%	39%	66%	53%	57%
Dr Bawumia	38%	37%	92%	55%	55%	30%	26%	21%
Hon. K. Agyepong	14%	6%	1%	0%	3%	1%	14%	13%
Others	2%	0%	0%	0%	3%	0%	2%	3%
Someone else	17%	15%	0%	19%	0%	3%	5%	6%

Who to Lead NPP – Delegates

	No	%
Hon. Kyeremanten	93	35%
Dr Bawumia	144	55%
Hon. K. Agyepong	11	4%
Someone else	11	4%
Others	4	2%
Likely Voters	263	100%
Total Delegates	273	



Constituencies won by NPP Candidates in the Primaries

NPP Race- Regional Summary

	GAR	AR	ER	BR	BER	AHR	CR	NR	NER	OR	VR	UW	UE	SR	WR	WNR
Dr Bawumia	4	8	1	2	2	0	0	5	1	0	1	2	0	1	2	1
Alan Kyeremanten	10	4	4	1	1	1	7	0	0	2	2	0	1	0	1	1
Kennedy Agyepong	2	0	2	0	0	0	0	0	0	0	1	0	0	0	0	0
Tie	0	1	0	0	0	0	0	0	0	0	0	1	1	0	2	0
TOTAL	16	13	7	3	3	1	7	5	1	2	4	3	2	1	5	2



S/N	Constituencies	Region	Candidates
1	Asunafo North	Ahafo	Alan Kyeremanten
2	Adansi-Asokwa	Ashanti	Alan Kyeremanten
3	Ahafo Ano South-East	Ashanti	Dr Bawumia
4	Asante-Akim South	Ashanti	Dr Bawumia
5	Asokwa	Ashanti	Dr Bawumia
6	Atwima-Kwanwoma	Ashanti	Dr Bawumia
7	Ejisu	Ashanti	Alan Kyeremanten
8	Ejura Sekyedumase	Ashanti	Dr Bawumia
9	Kumawu	Ashanti	Tie (Dr Bawumia & Alan
10	Kwadaso	Ashanti	Dr Bawumia
11	Manhyia South	Ashanti	Alan Kyeremanten
12	Manso Edubia	Ashanti	Alan Kyeremanten
13	Bosomtwi	Ashanti	Dr Bawumia
14	Subin	Ashanti	Dr Bawumia
15	Berekum West	Bono	Dr Bawumia
16	Dormaa West	Bono	Alan Kyeremanten
17	Jaman South	Bono	Dr Bawumia
18	Sene West	Bono East	Dr Bawumia



S/N	Constituencies	Region	Candidates
19	Nkoranza South	Bono East	Alan Kyeremanten
20	Techiman South	Bono East	Dr Bawumia
21	Abura-Asebu-Kwamankese	Central	Alan Kyeremanten
22	Agona East	Central	Alan Kyeremanten
23	Asikuma-Odoben-Brakwa	Central	Alan Kyeremanten
24	Cape Coast South	Central	Alan Kyeremanten
25	Effutu	Central	Alan Kyeremanten
26	Gomoa Central	Central	Alan Kyeremanten
27	Upper Denkyira West	Central	Alan Kyeremanten
28	Abetifi	Eastern	Dr Bawumia
29	Akim Oda	Eastern	Kennedy Agyepong
30	Akim Swedru	Eastern	Alan Kyeremanten
31	Asene-Akroso-Manso	Eastern	Kennedy Agyepong
32	Asuogyaman	Eastern	Alan Kyeremanten
33	New Juaben North	Eastern	Alan Kyeremanten
34	Nsawam Adoagyiri	Eastern	Alan Kyeremanten
35	Ablekuma Central	Greater Accra	Dr Bawumia
36	Ablekuma North	Greater Accra	Alan Kyeremanten

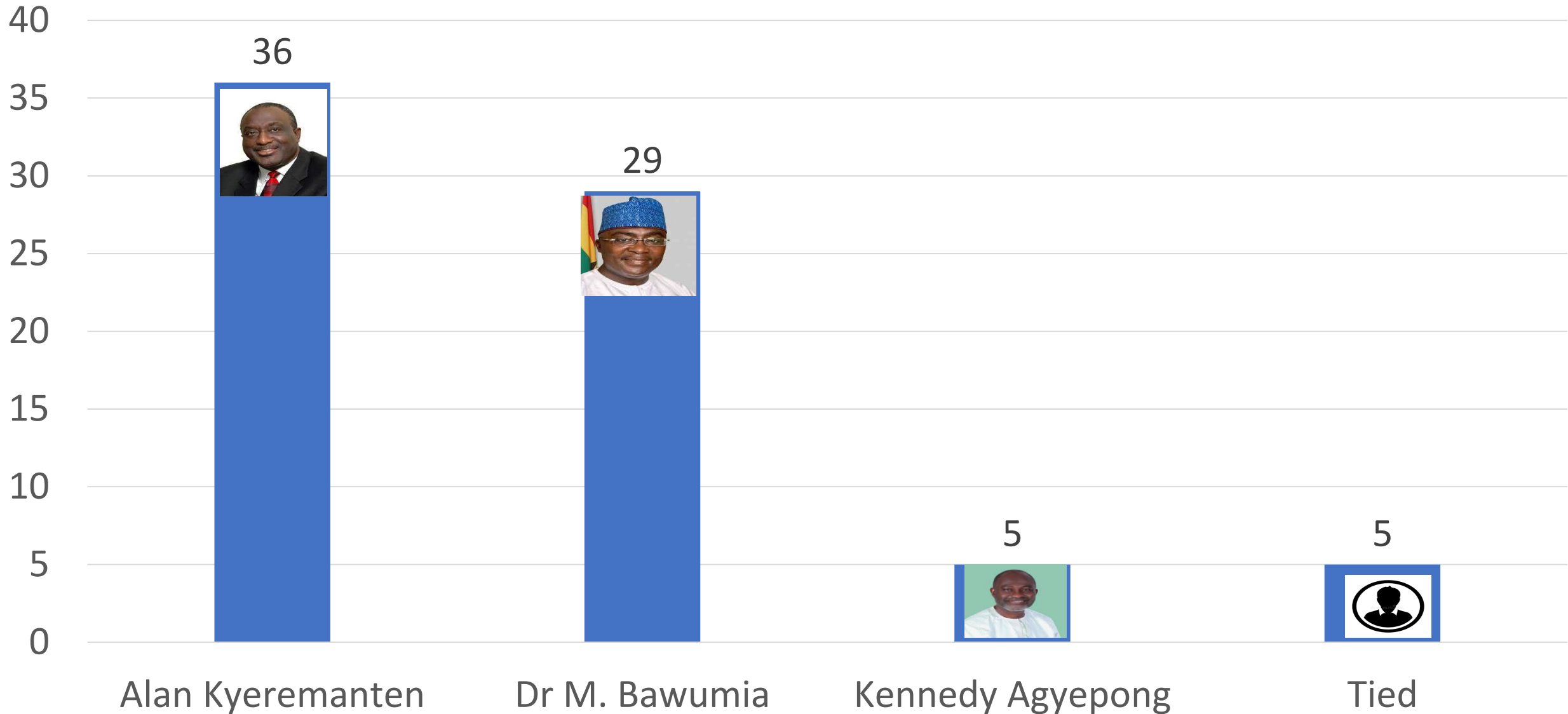


S/N	Constituencies	Region	Candidates
37	Ablekuma West	Greater Accra	Dr Bawumia
38	Ada	Greater Accra	Dr Bawumia
39	Amasaman	Greater Accra	Alan Kyeremanten
40	Ashaiman	Greater Accra	Alan Kyeremanten
41	Ayawaso Central	Greater Accra	Alan Kyeremanten
42	Ayawaso North	Greater Accra	Alan Kyeremanten
43	Korle Klottey	Greater Accra	Alan Kyeremanten
44	Odododiodoo	Greater Accra	Dr Bawumia
45	Okaikwei Central	Greater Accra	Alan Kyeremanten
46	Okaikwei North	Greater Accra	Alan Kyeremanten
47	Okaikwei South	Greater Accra	Kennedy Agyepong
48	Tema Central	Greater Accra	Alan Kyeremanten
49	Tema West	Greater Accra	Alan Kyeremanten
50	Weija-Gbawe	Greater Accra	Kennedy Agyepong
51	Bunkpurugu	North East	Dr Bawumia
52	Bimbilla	Northern	Dr Bawumia
53	Gushiegu	Northern	Dr Bawumia
54	Kumbungu	Northern	Dr Bawumia




S/N	Constituencies	Region	Candidates
55	Mion	Northern	Dr Bawumia
56	Tatale-Sanguli	Northern	Dr Bawumia
57	Biakoye	Oti	Alan Kyeremanten
58	Nkwanta South	Oti	Alan Kyeremanten
59	Bole Bamboi	Savanna	Alan Kyeremanten
60	Lambussie	Upper West	Dr Bawumia
61	Nandom	Upper West	Tied (Dr Bawumia & Kyeremanten)
62	Sissala West	Upper West	Dr Bawumia
63	Bolgatanga East	Upper East	Tied (Dr Bawumia & Kyeremanten)
64	Pusiga	Upper East	Alan Kyeremanten
65	Anlo	Volta	Kennedy Agyepong
66	Hohoe	Volta	Alan Kyeremanten
67	Ketu South	Volta	Dr Bawumia
68	Kpando	Volta	Alan Kyeremanten
69	Amenfi Central	Western	Tied (Kyeremanten & Agyepong)
70	Effia	Western	Dr Bawumia
71	Evalue-Ajomoro-Gwira	Western	Dr Bawumia
72	Prestea-Huni Valley	Western	Alan Kyeremanten
73	Wassa East	Western	Tied (Dr Bawumia & Kyeremanten)
74	Bodi	Western North	Dr Bawumia
75	Sefwi-Akontombra	Western North	Alan Kyeremanten

Constituencies won by NPP Frontrunners



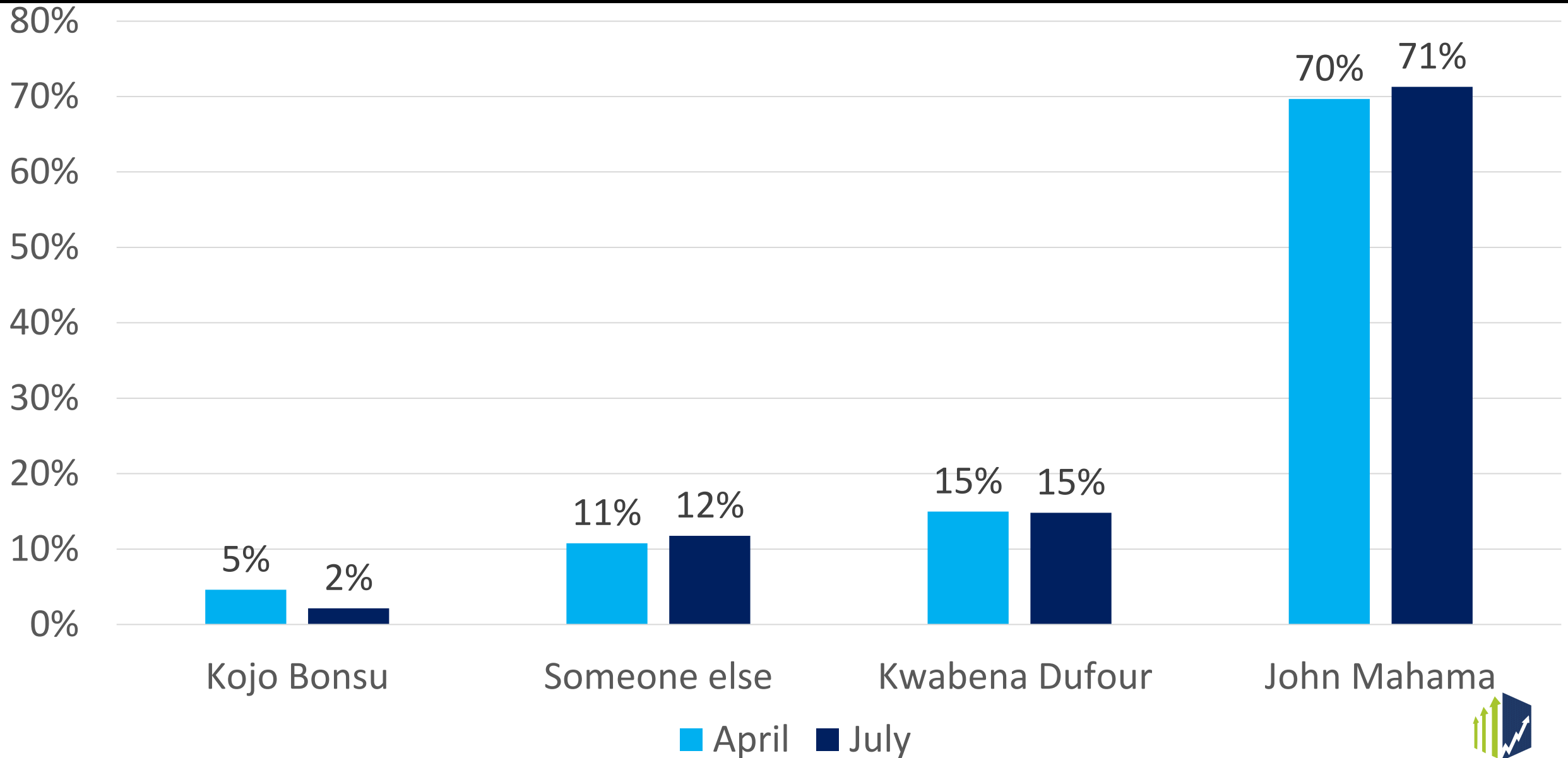
NPP Primaries - Runoff



■ Dr Mahamudu Bawumia ■ Alan Kyeremanten

NDC Primaries

Who to Leads NDC



Who to Leads NDC – Party Affiliations

	NPP	NDC	CPP	PNC	PPP	FV	Others
John Mahama	52%	89%	49%	47%	45%	63%	69%
Dr Kwabena Dufour	26%	8%	20%	9%	20%	18%	12%
Kojo Bonsu	4%	1%	3%	2%	2%	2%	1%
Someone else	18%	3%	28%	42%	32%	18%	18%

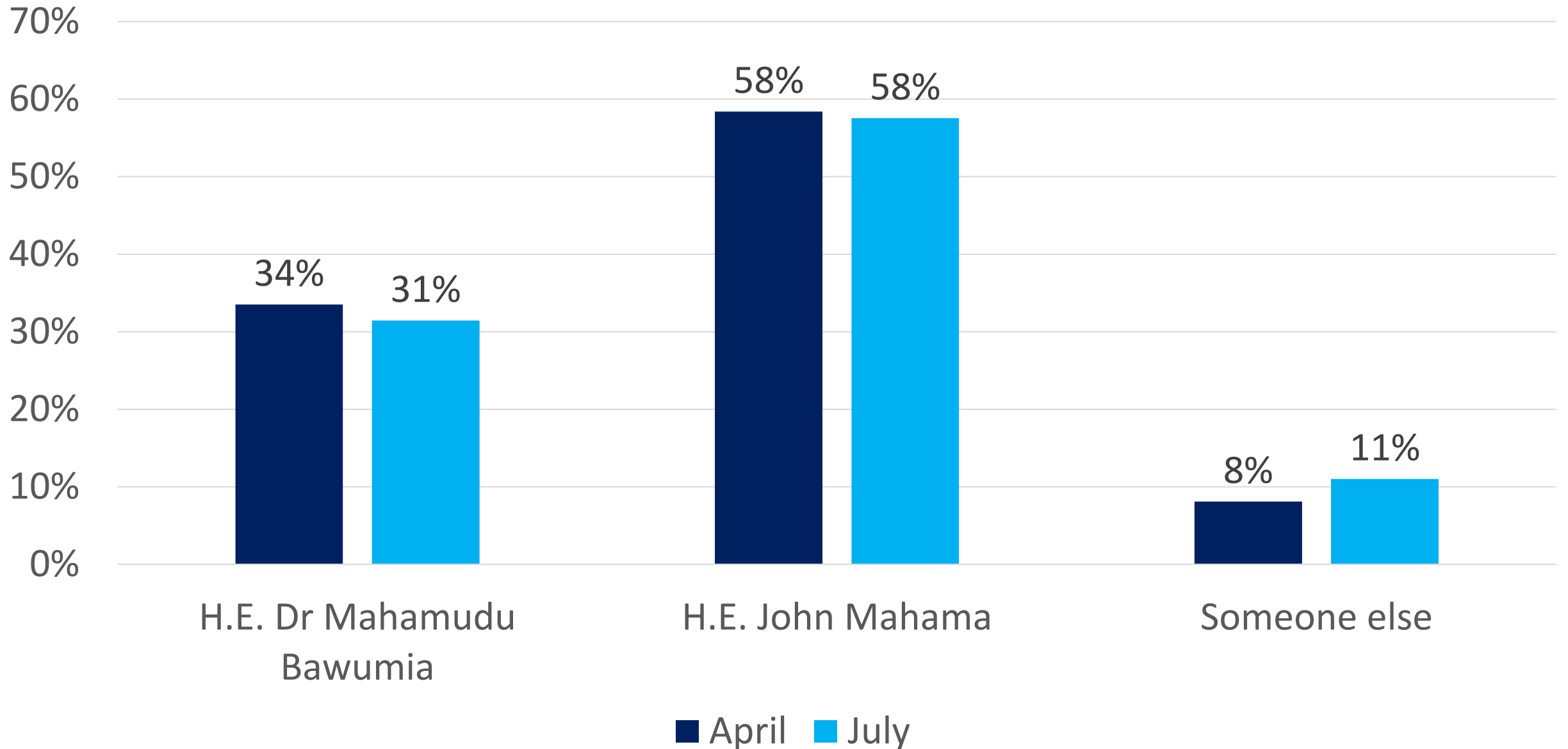


General Election



Dr. M. Bawumia
v
HE. John Mahama

Who would you vote for in 2024



Who would you vote for in 2024-Party Affiliations

	NPP	NDC	CPP	PNC	PPP	FV	Others
Dr Bawumia	57%	13%	32%	23%	16%	19%	17%
John Mahama	31%	84%	38%	45%	41%	57%	64%
Someone else	12%	3%	30%	33%	43%	24%	18%

Who would you vote for in 2024-Gender

	Male	Female
Dr Bawumia	30%	33%
John Mahama	59%	55%
Someone else	11%	11%

Who would you vote for in 2024-Region

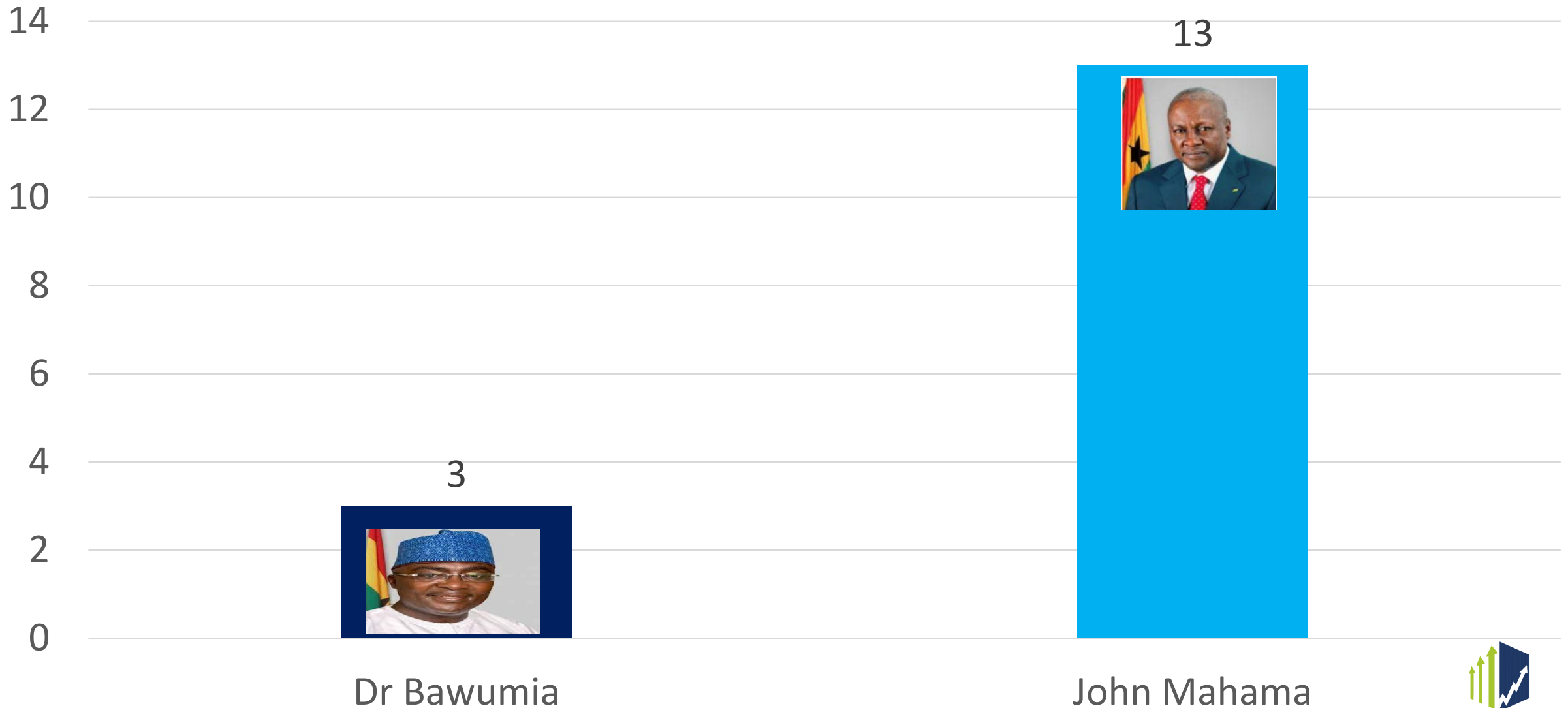
	GAR	AS	ER	WR	WNR	VR	OR	BR
Dr Bawumia	22%	43%	40%	33%	39%	7%	18%	35%
J. Mahama	72%	41%	42%	54%	46%	89%	68%	58%
Someone else	6%	17%	19%	13%	15%	3%	14%	7%

Who would you vote for in 2024-Region

	BER	AHR	NR	NER	UWR	UER	SR	CR
Dr Bawumia	29%	46%	88%	20%	3%	30%	17%	26%
John Mahama	51%	37%	9%	80%	96%	49%	83%	57%
Someone else	20%	17%	3%	0%	1%	22%	0%	17%

Summary of Regions won

Regions won



Who would you vote for in 2024-Ethnicity

	Ashanti- Akan	Guan	Ga- Adangbe	Ewe	Mole- Dagbani	Gurma	Grushie	Mande	Other
Dr Bawumia	40%	32%	24%	15%	52%	35%	27%	28%	22%
John Mahama	47%	59%	69%	78%	41%	53%	60%	50%	65%
Someone else	14%	9%	7%	7%	7%	13%	13%	22%	13%

Who would you vote for in 2024-Religion

	Christians	Muslims	Trad	Others	Non-religious
Dr Bawumia	30%	35%	38%	32%	33%
John Mahama	59%	57%	54%	52%	48%
Someone else	11%	7%	8%	17%	19%





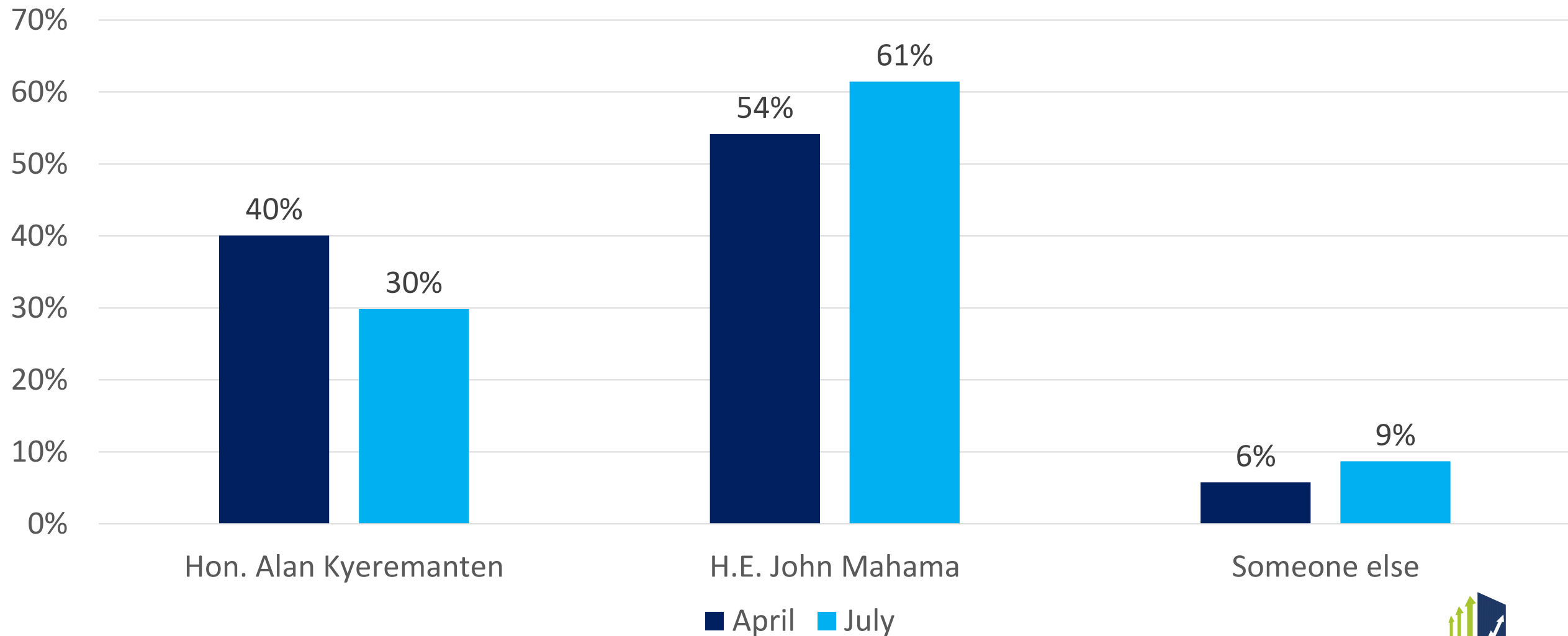
Hon Alan Kyeremanten

v

HE. John Mahama

Who would you vote for in 2024

Hon. Kyeremanten v John Mahama



Who would you vote for in 2024-Party Affiliations

	NPP	NDC	CPP	PNC	PPP	FV	Others
Alan Kyeremanten	62%	6%	22%	30%	30%	25%	22%
John Mahama	30%	91%	54%	44%	34%	54%	65%
Someone else	9%	3%	24%	26%	36%	20%	13%

Who would you vote for in 2024-Gender

	Male	Female
Alan Kyeremanten	29%	30%
John Mahama	62%	61%
Someone else	9%	8%

Who would you vote for in 2024-Region

	GAR	AS	ER	WR	WNR	VR	OR	BR
Alan Kyeremanten	21%	48%	54%	33%	45%	6%	30%	26%
John Mahama	73%	39%	34%	56%	44%	91%	59%	70%
Someone else	6%	13%	12%	11%	11%	3%	11%	4%




Who would you vote for in 2024-Region

	BER	AHR	NR	NER	UWR	UER	SR	CR
Alan Kyeremanten	24%	36%	12%	18%	9%	55%	17%	35%
John Mahama	57%	43%	87%	80%	90%	34%	83%	56%
Someone else	19%	21%	1%	2%	1%	11%	0%	8%

Regional Results

Regions won



Who would you vote for in 2024-Ethnicity

	Ash/ Akan	Guan	Ga- Adan	Ewe	Mole- Dag.	Gurma	Grushie	Mande	Other
Alan Kyeremanten	44%	32%	19%	13%	19%	29%	19%	11%	26%
John Mahama	47%	61%	73%	82%	73%	64%	70%	74%	61%
Someone else	9%	7%	8%	5%	8%	7%	11%	16%	12%

Who would you vote for in 2024-Religion

	Christians	Muslims	Trad	Others	Non-Rel.
Alan Kyeremanten	32%	20%	23%	31%	32%
John Mahama	59%	73%	70%	58%	54%
Someone else	8%	7%	7%	11%	15%

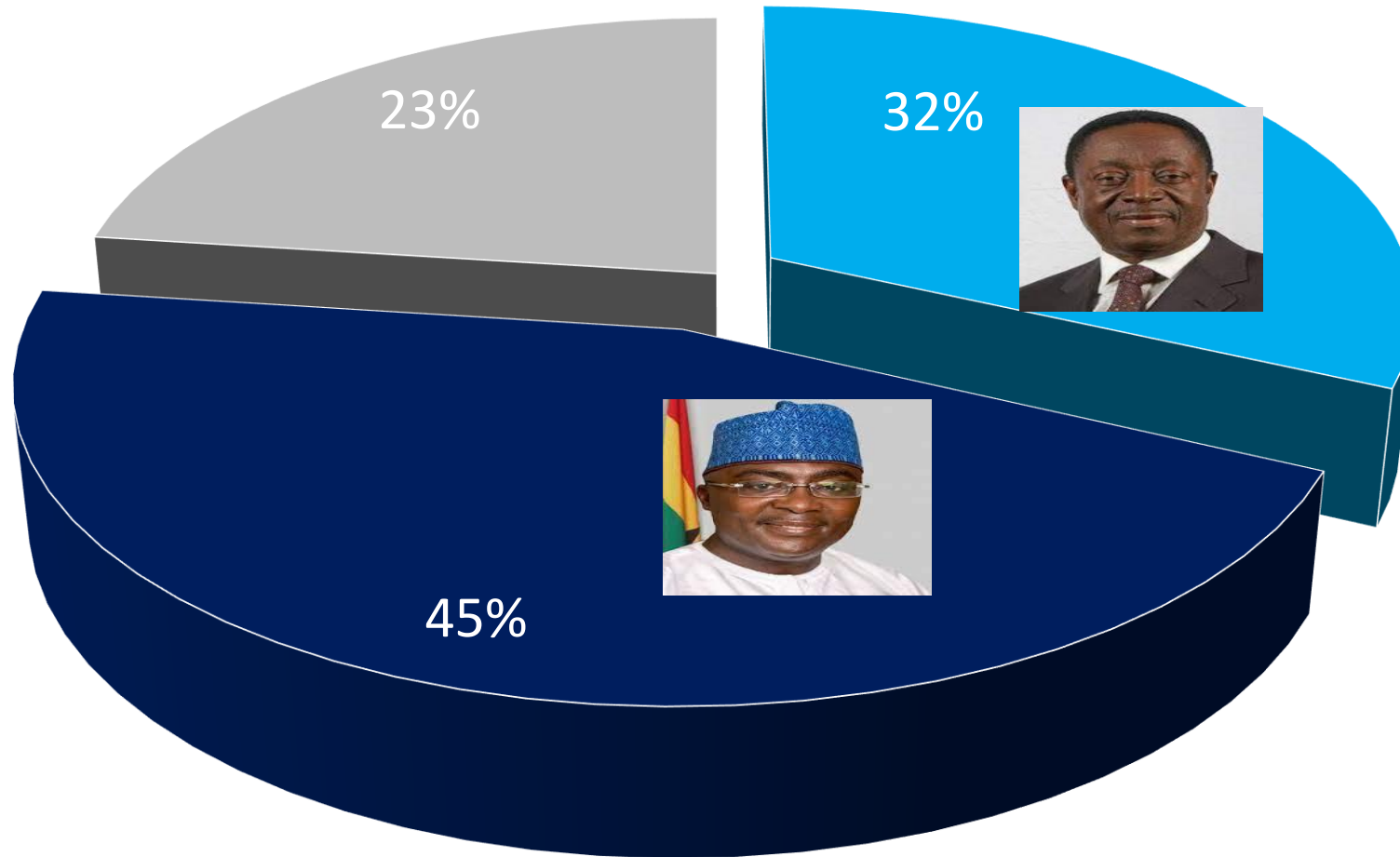


Dr M. Bawumia

v

Dr. Kwabena Duffour

Dr Bawumia v Dr Dufour



■ Kwabena Dufour

■ Mahamudu Bawumia

■ Someone else

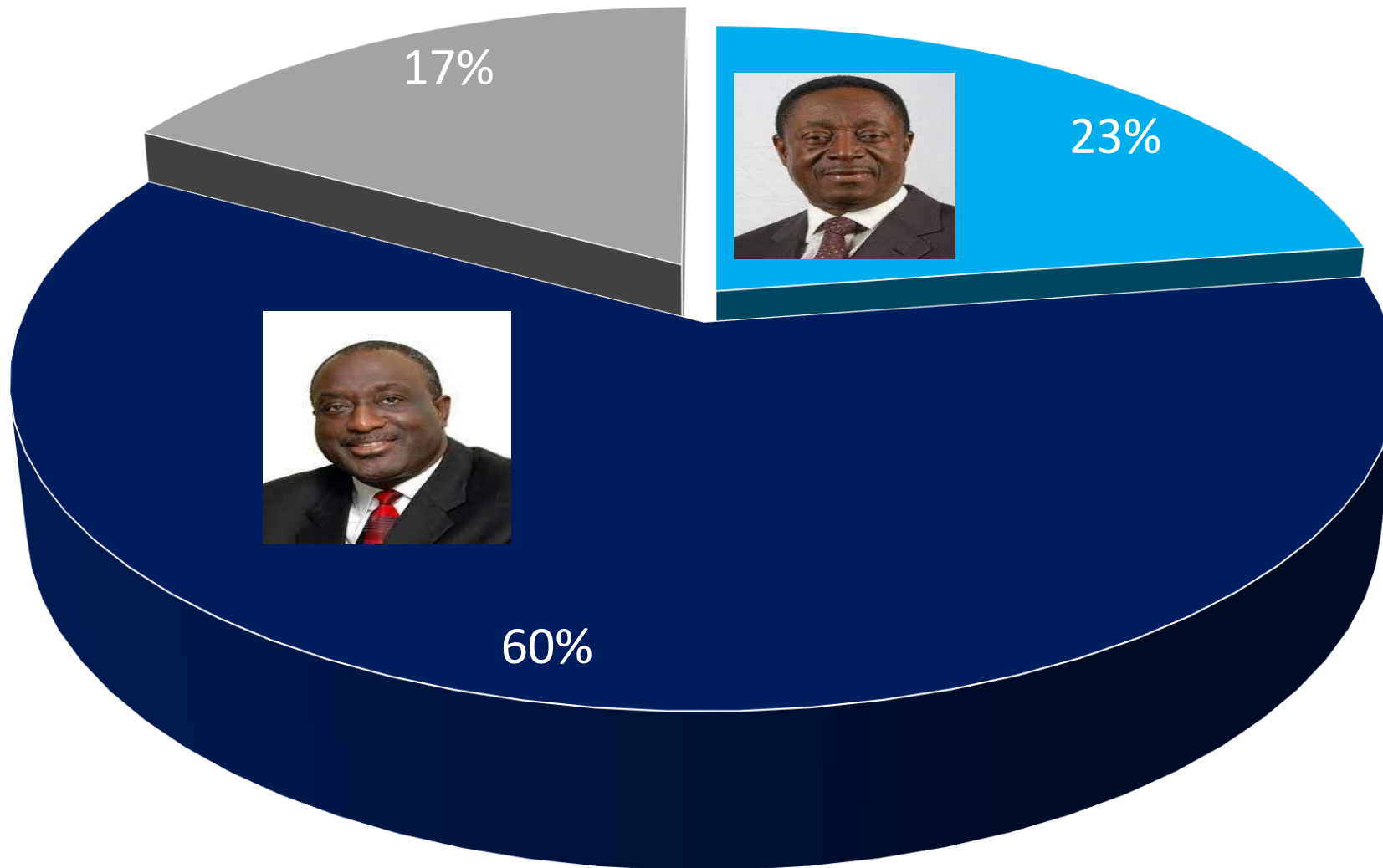


Dr M. Bawumia

v

Dr. Kwabena Duffour

Hon. Kyeremanten v Dr Kwabena Dufour



■ Kwabena Dufour

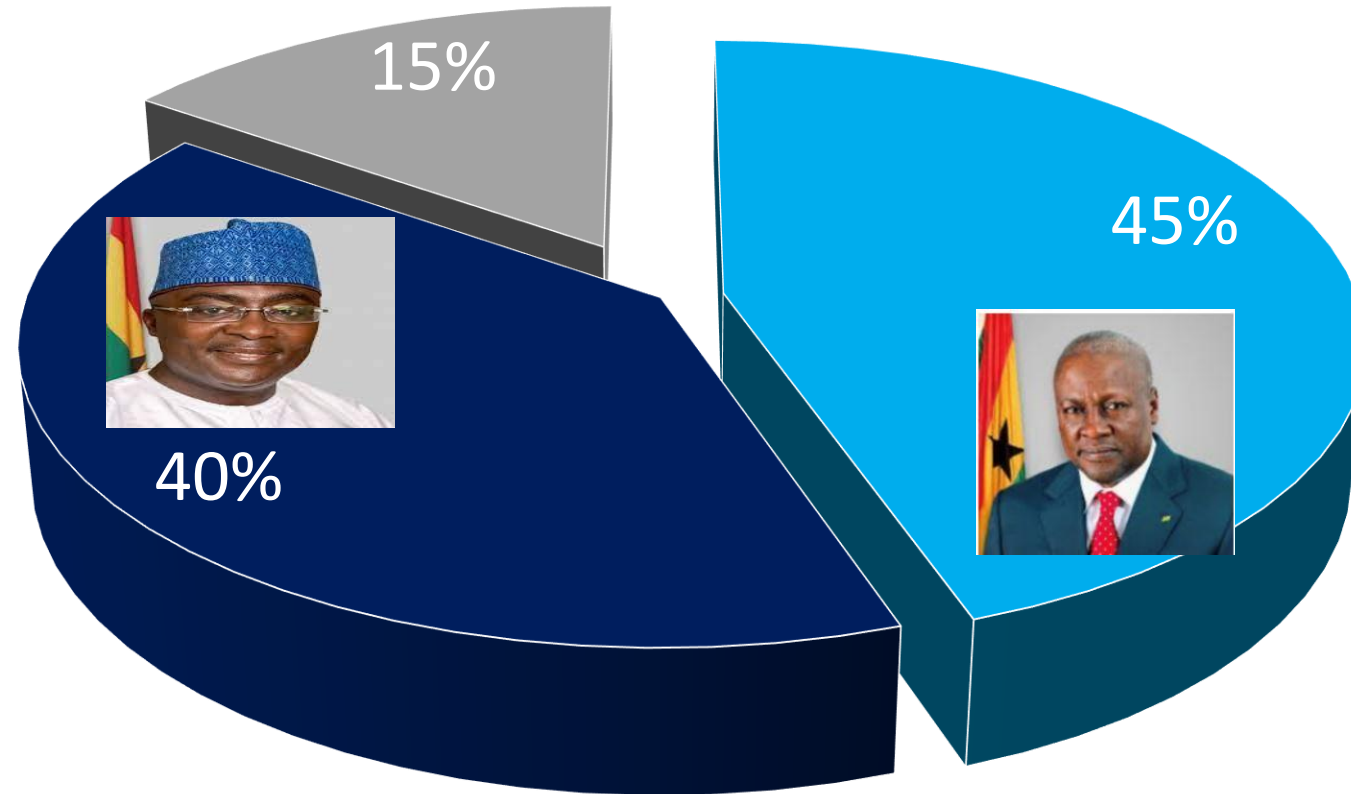
■ Alan Kyeremanten

■ Someone else



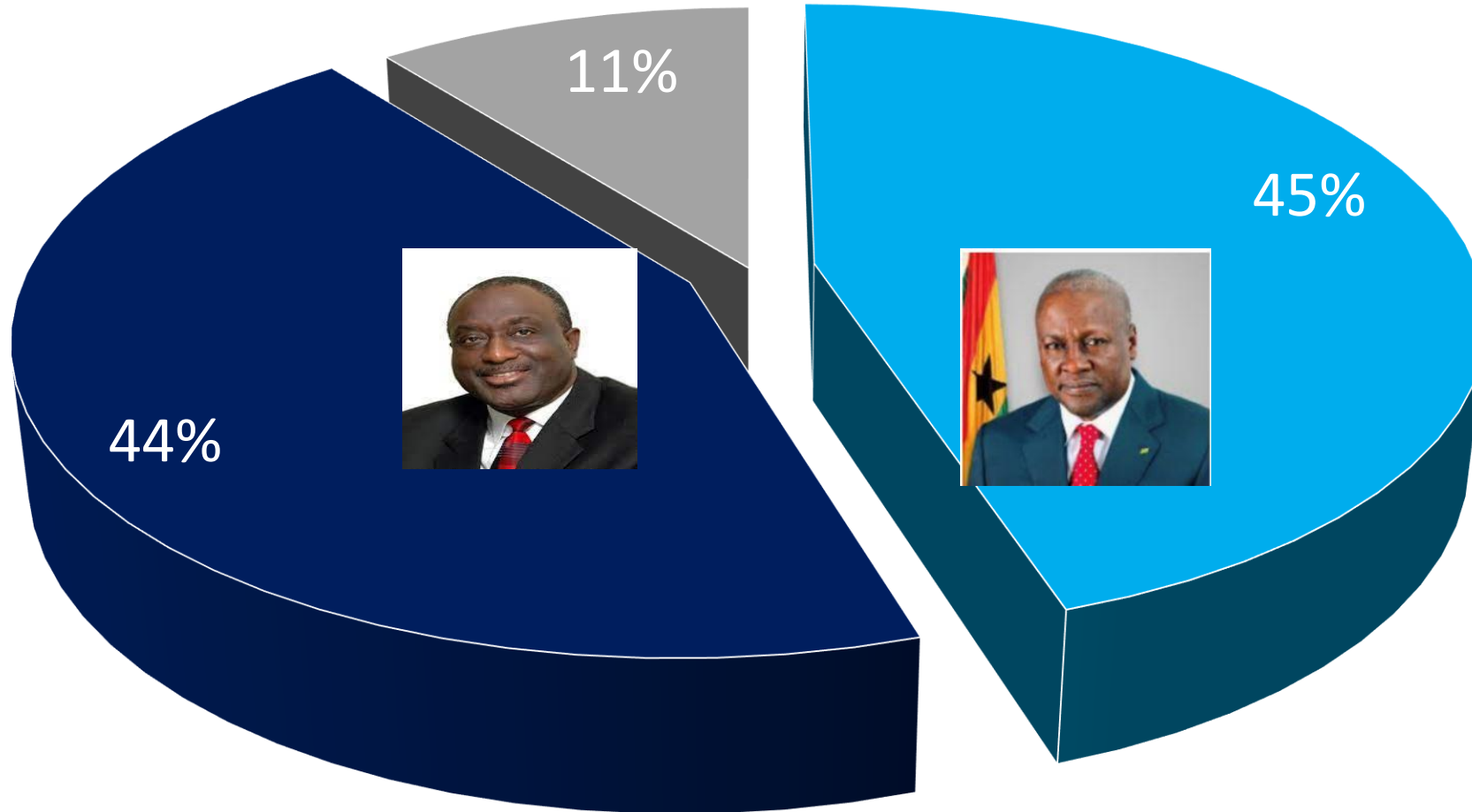
Current Race Compared Regions NPP won in 2020

Dr. Bawumia v John Mahama



■ John Mahama ■ Dr Bawumia ■ Someone else

Hon. Kyeremanten v John Mahama

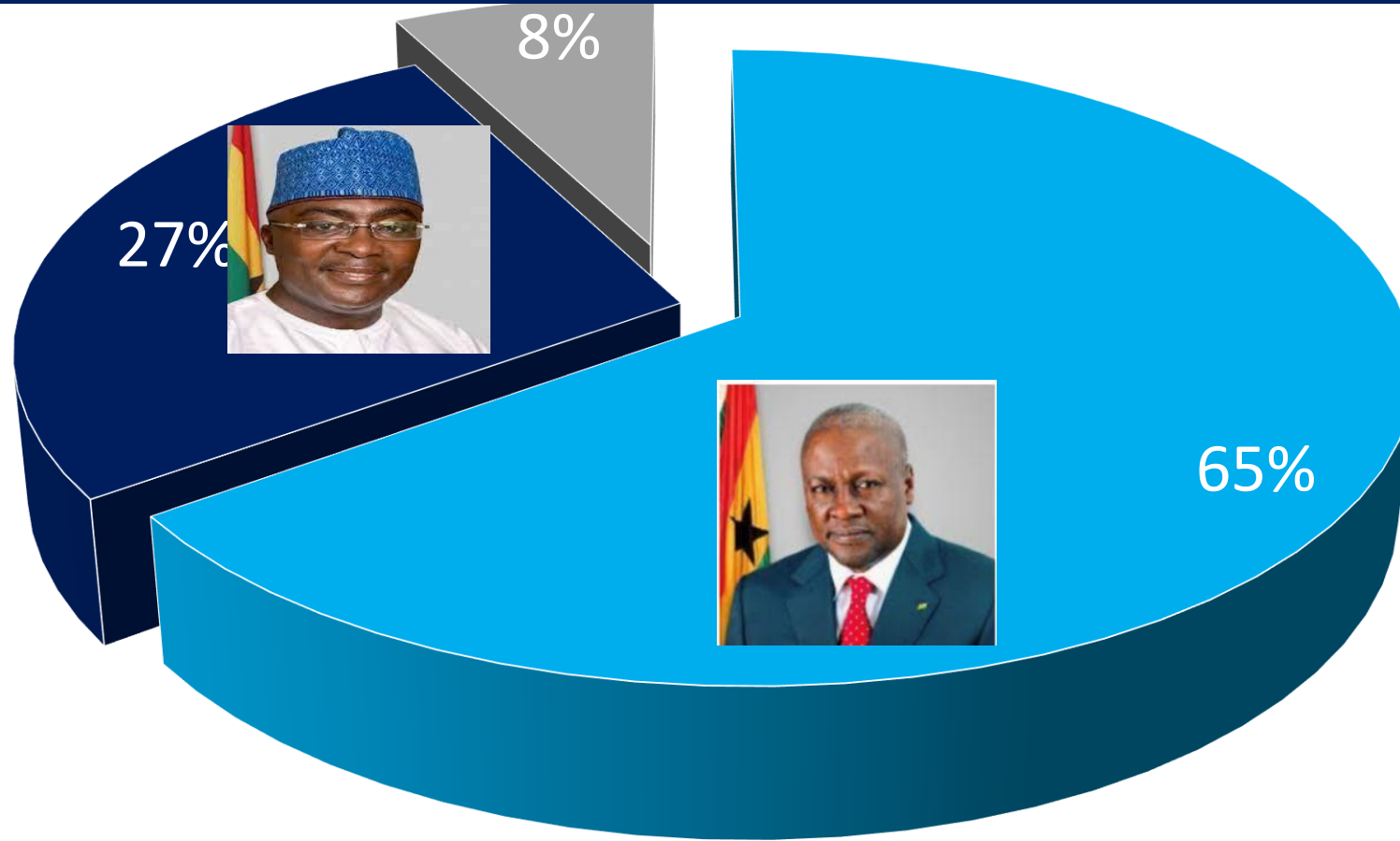


■ John Mahama ■ Hon Kyeremanten ■ Someone else



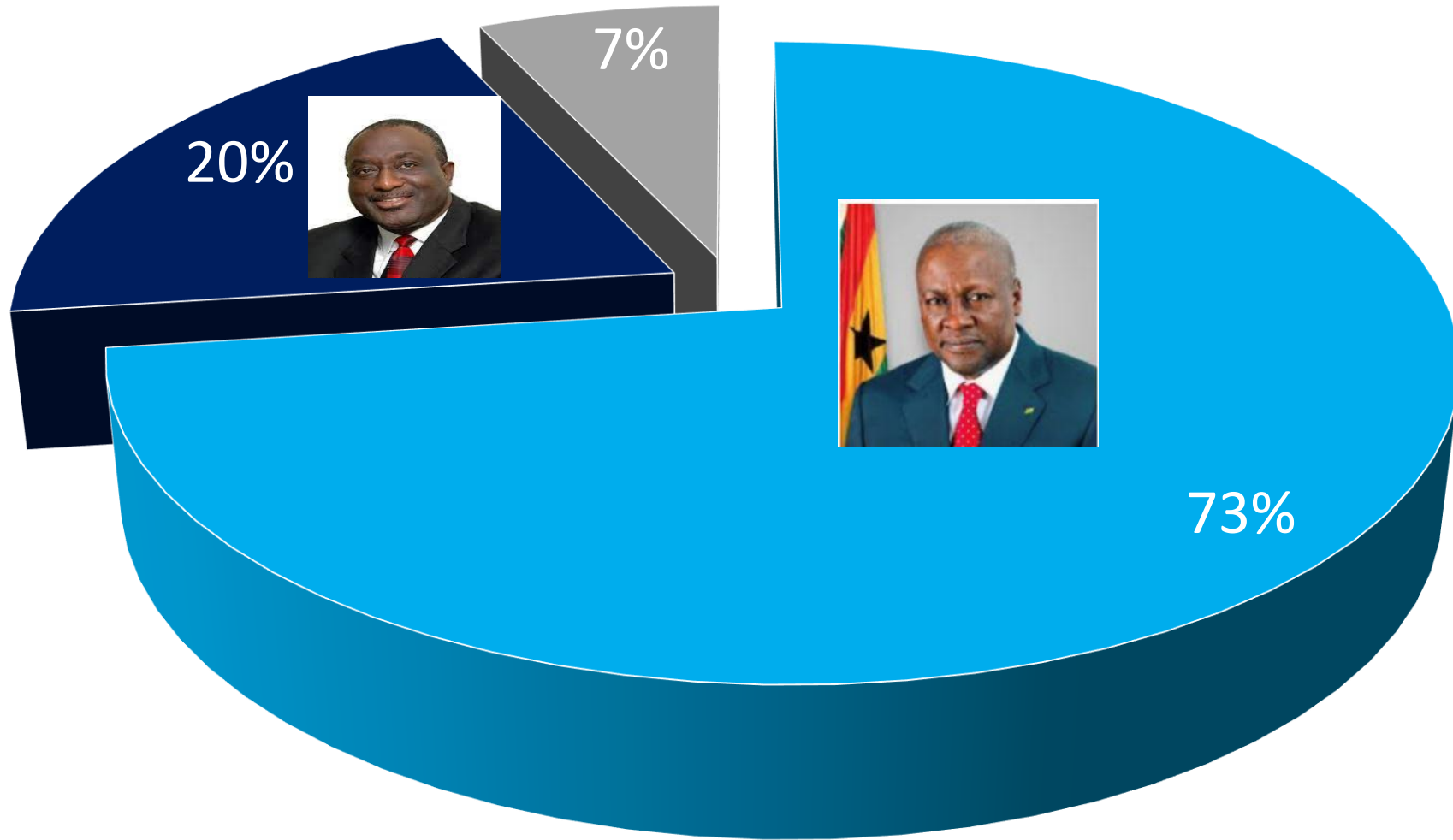
Current Race Compared Regions NDC won in 2020

Dr. Bawumia v John Mahama



■ John Mahama ■ Dr Bawumia ■ Someone else

Hon. Alan Kyeremanten v John Mahama

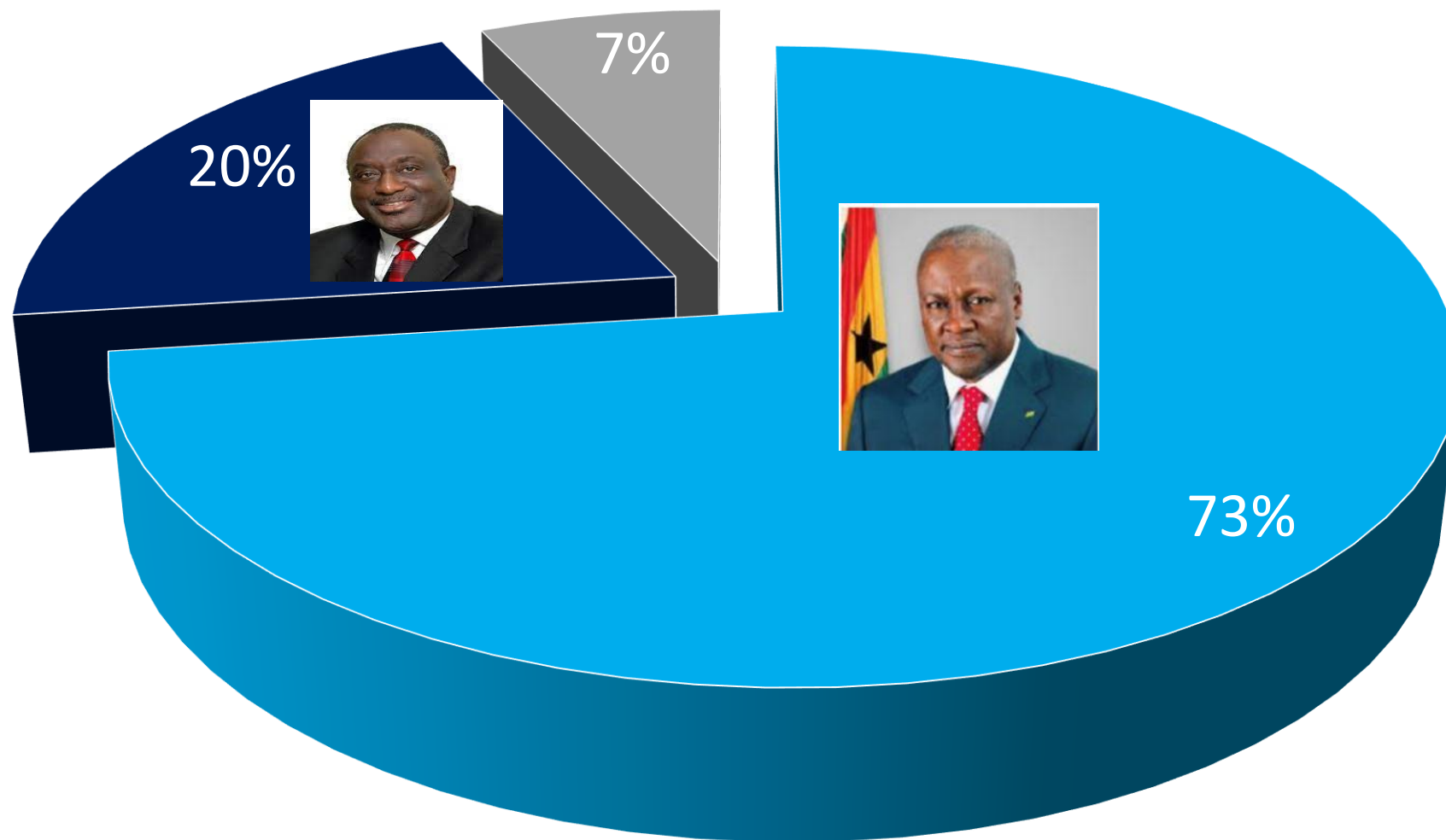


■ John Mahama

■ Hon Kyeremanten

■ Someone else

Hon. Alan Kyeremanten v John Mahama



■ John Mahama

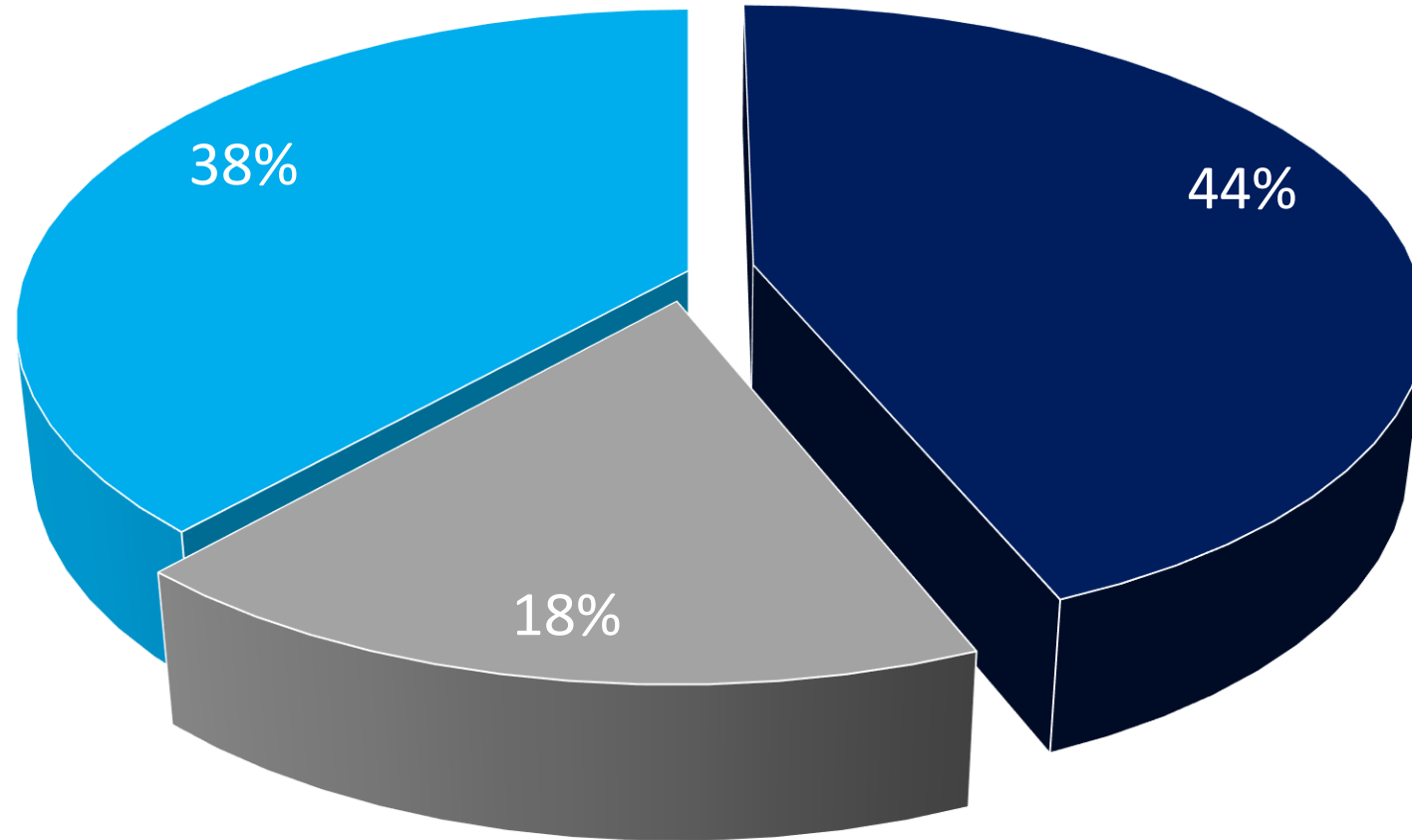
■ Hon. Alan Kyeremanten

■ Someone else



Likely to Vote for your
current MP

How likely would you vote for your MP?

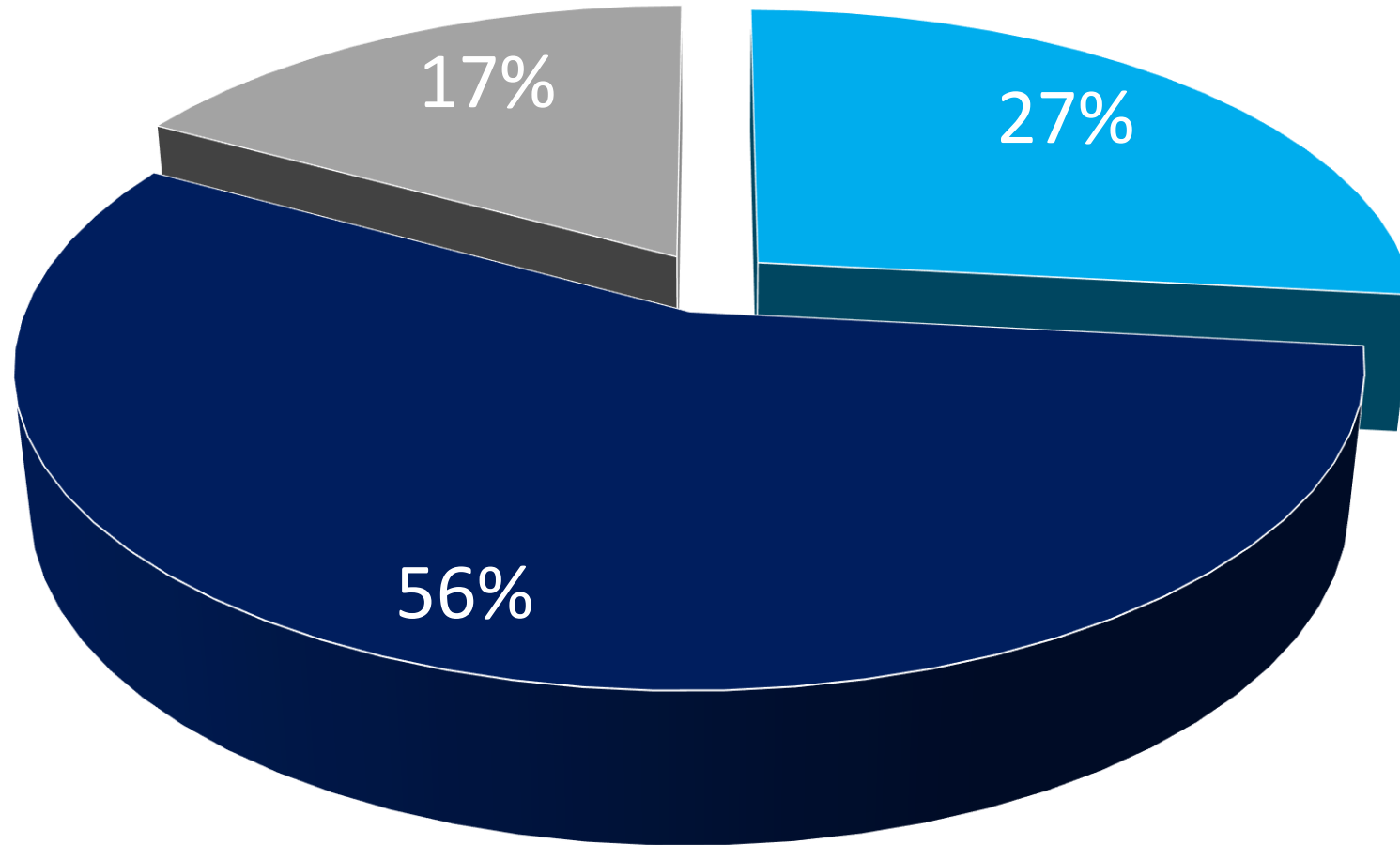


■ V.Likely/Likely ■ Neutral ■ V.Unlikely/Unlikely



Likely to Vote Skirt & Bouse in 2024

Voting Skirt & Bouse in 2024



■ Yes ■ No ■ No opinion

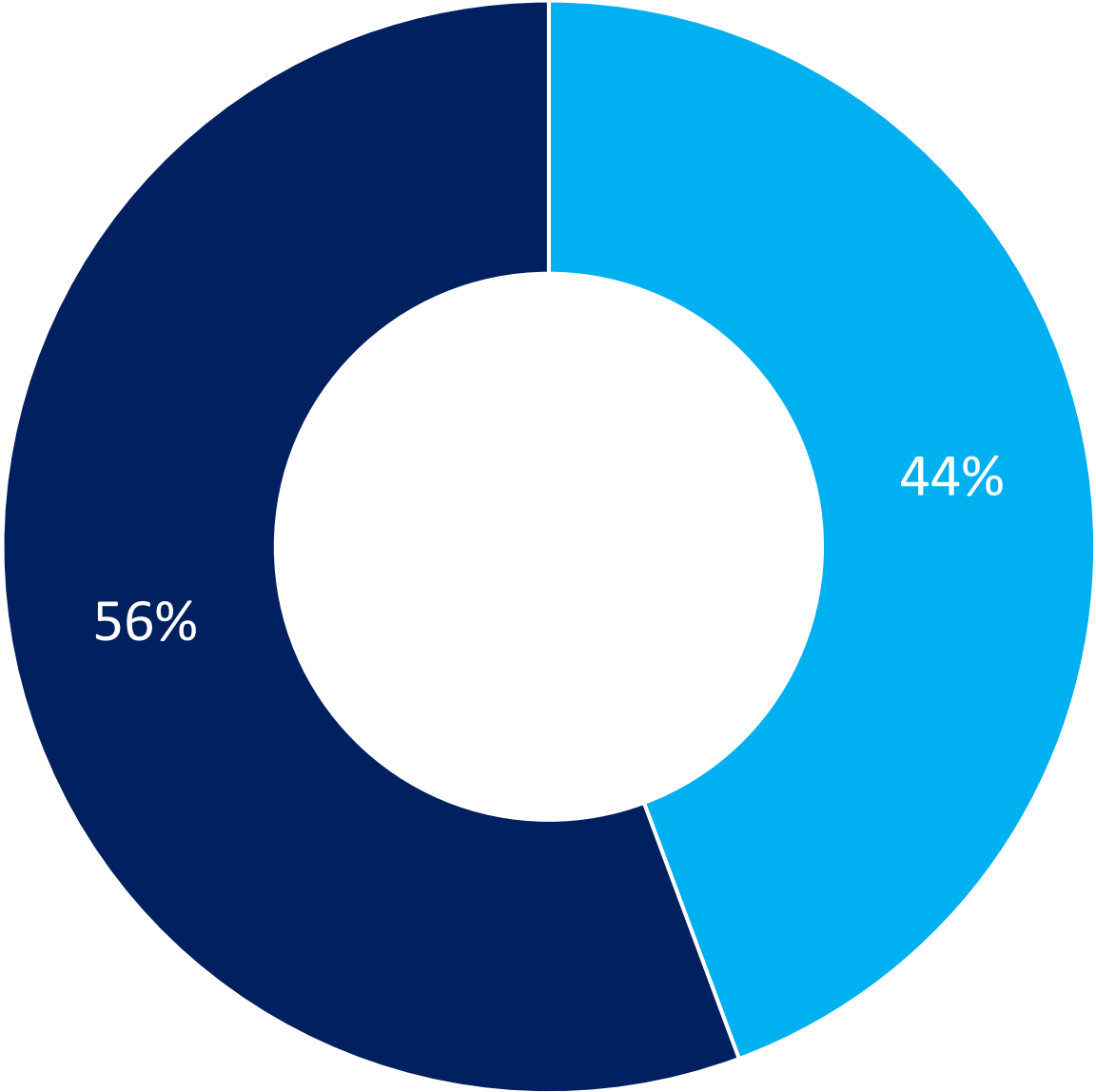


Global Info Analytics

Analytics . Polls . Modelling

Demography

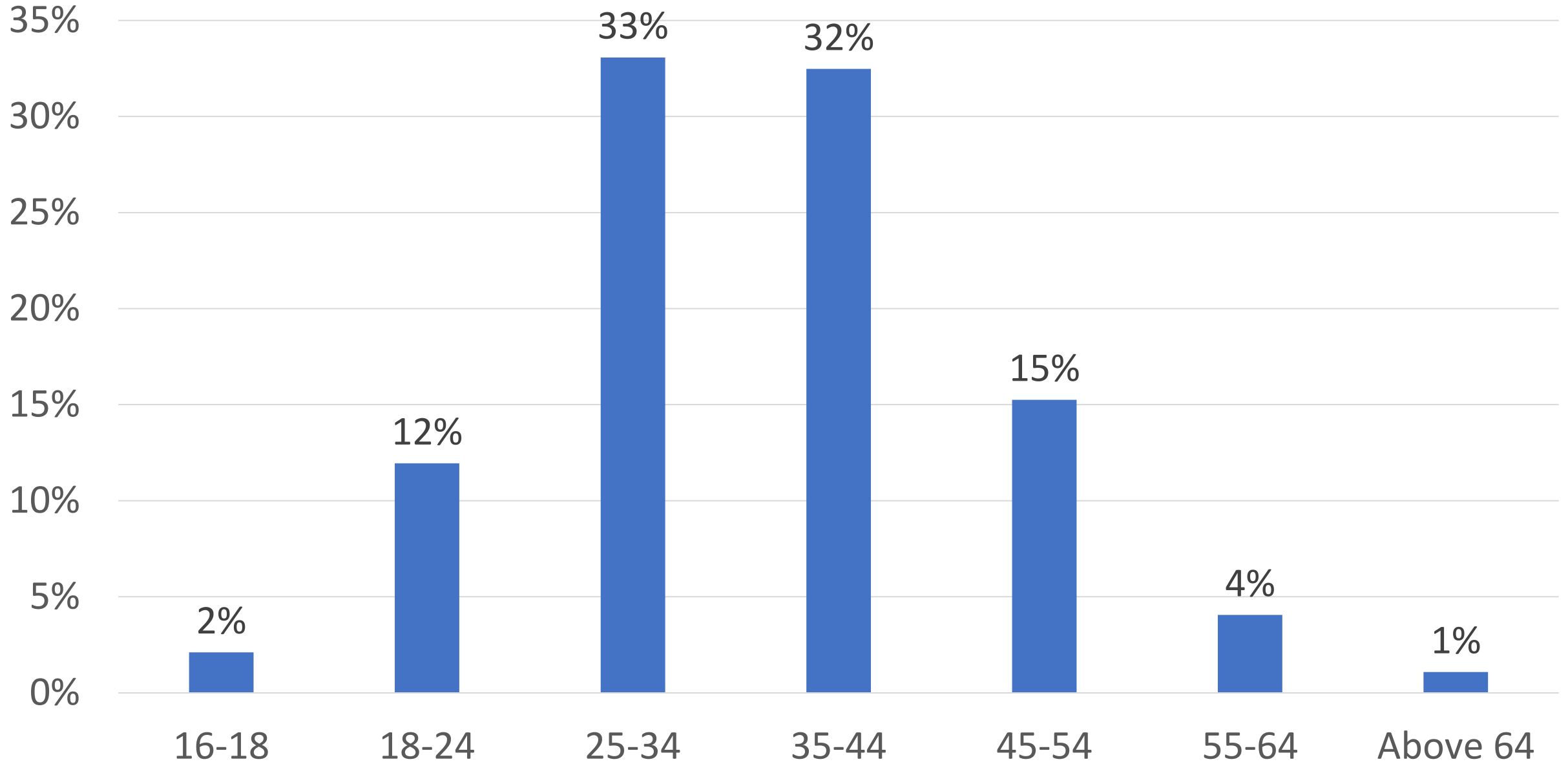
Gender



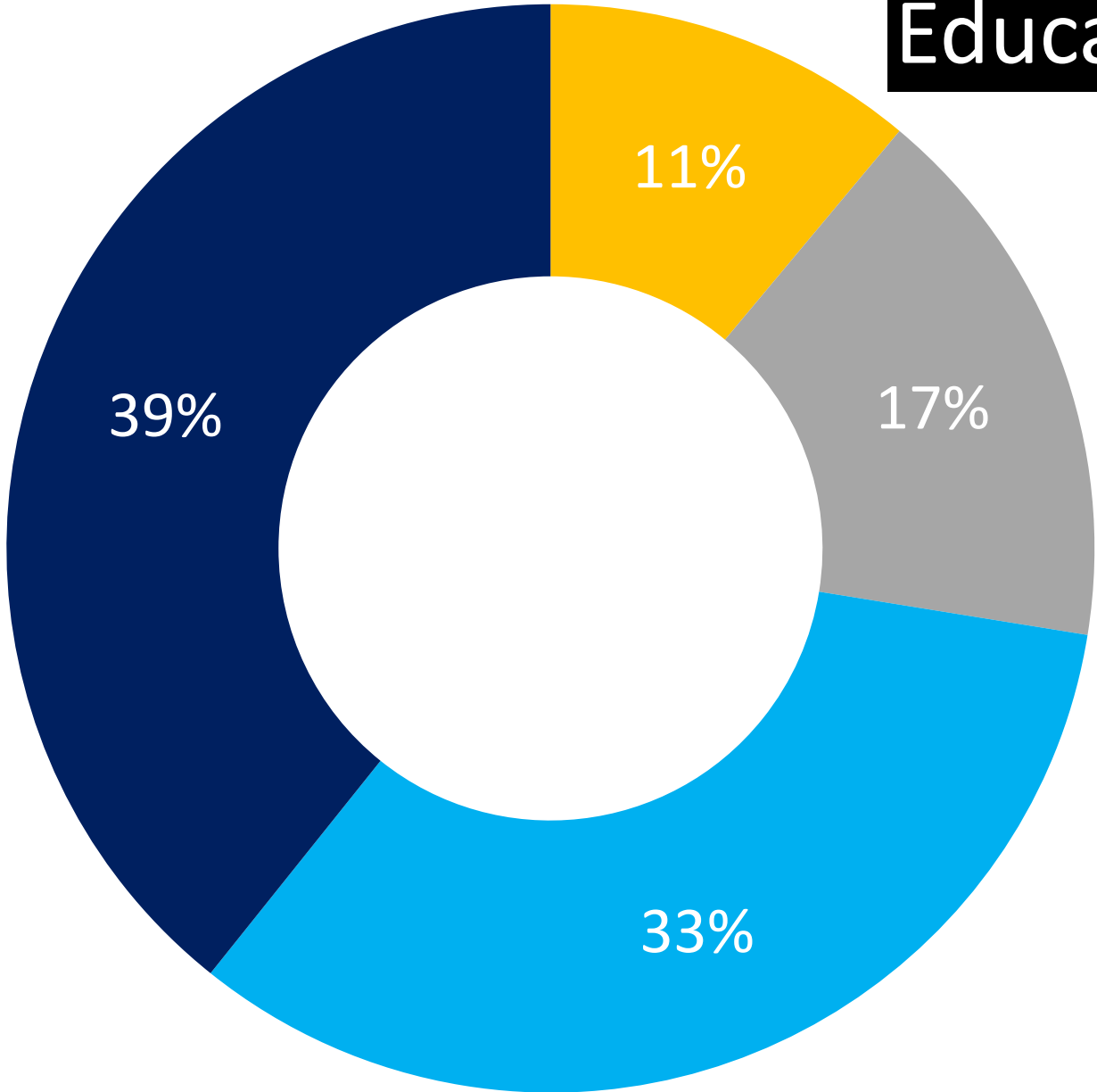
■ Female

■ Male

Age Group

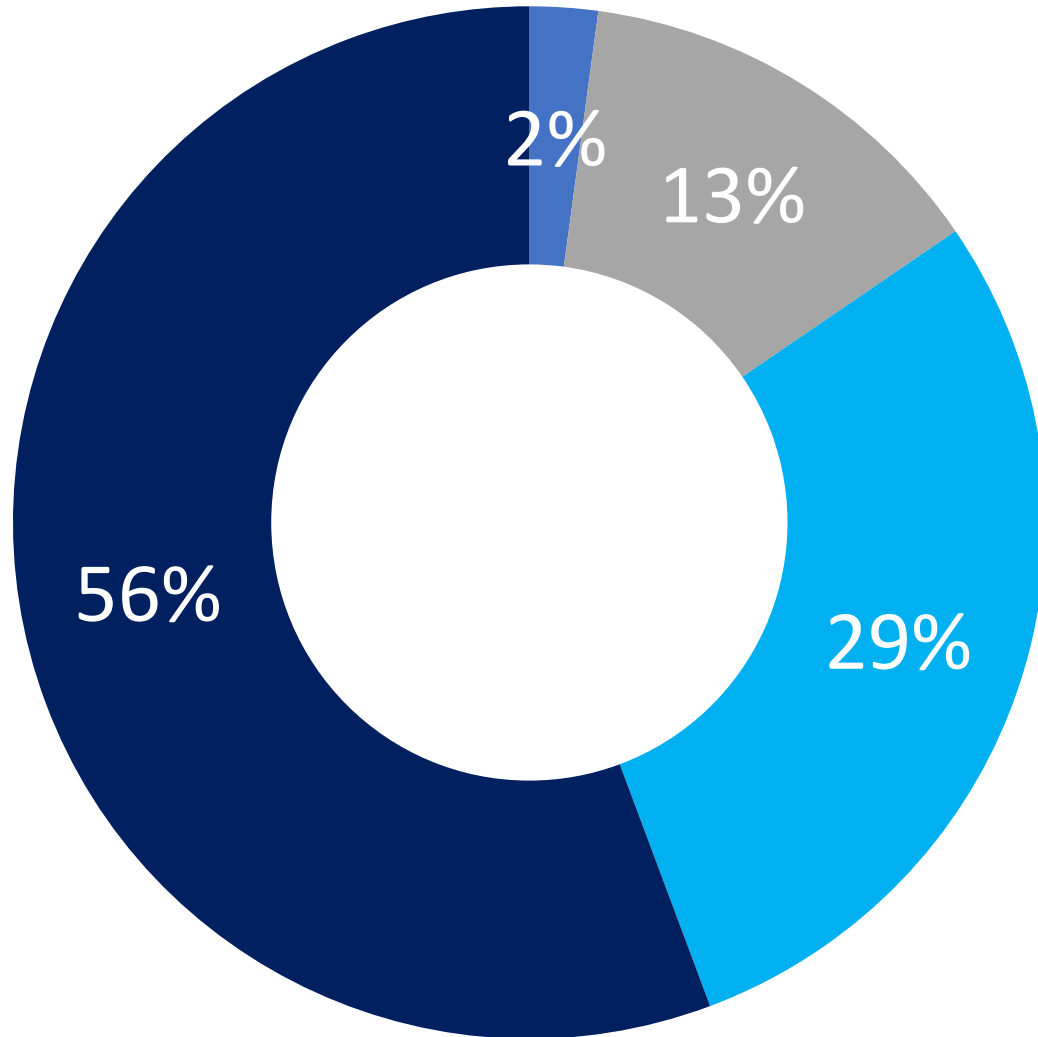


Education



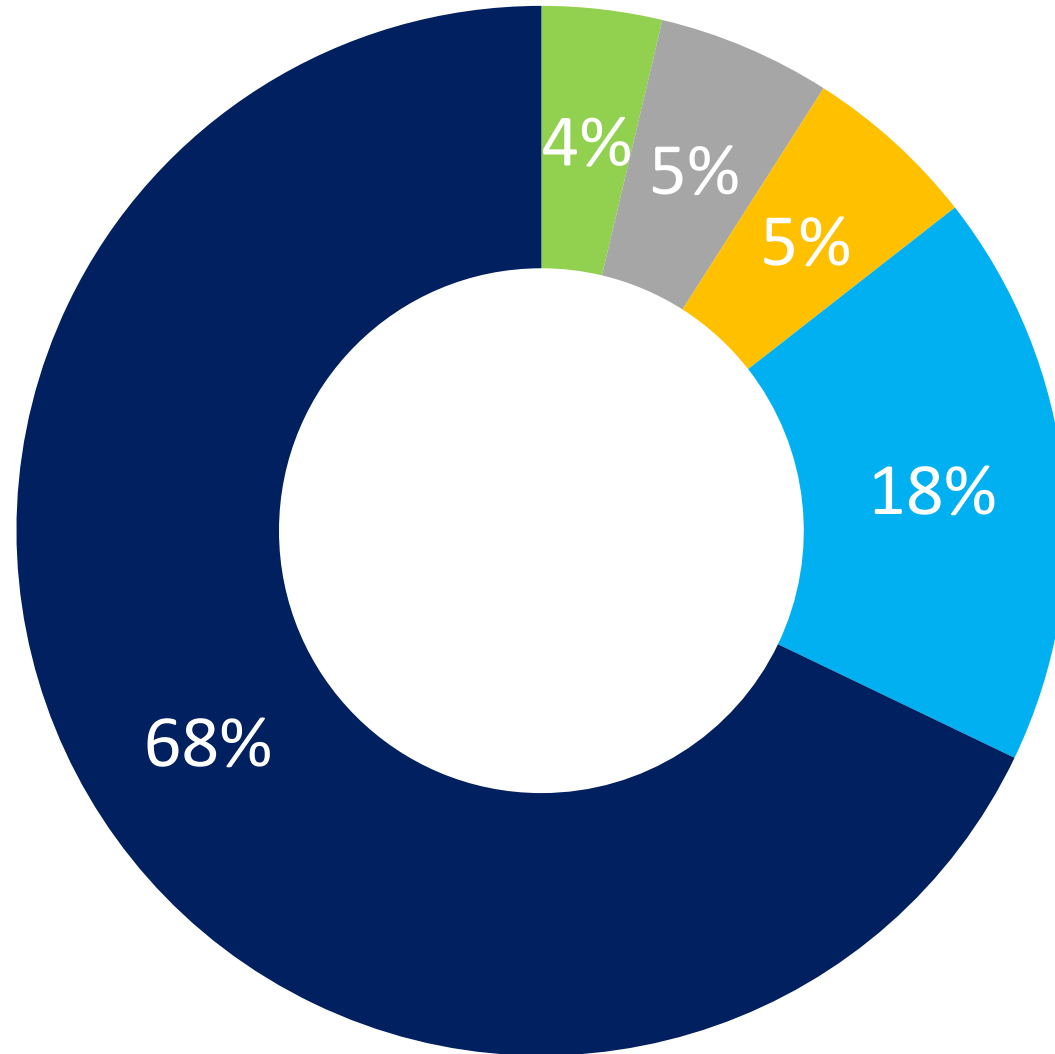
- No Education
- Junior High
- Senior High
- Tertiary

Employment Status



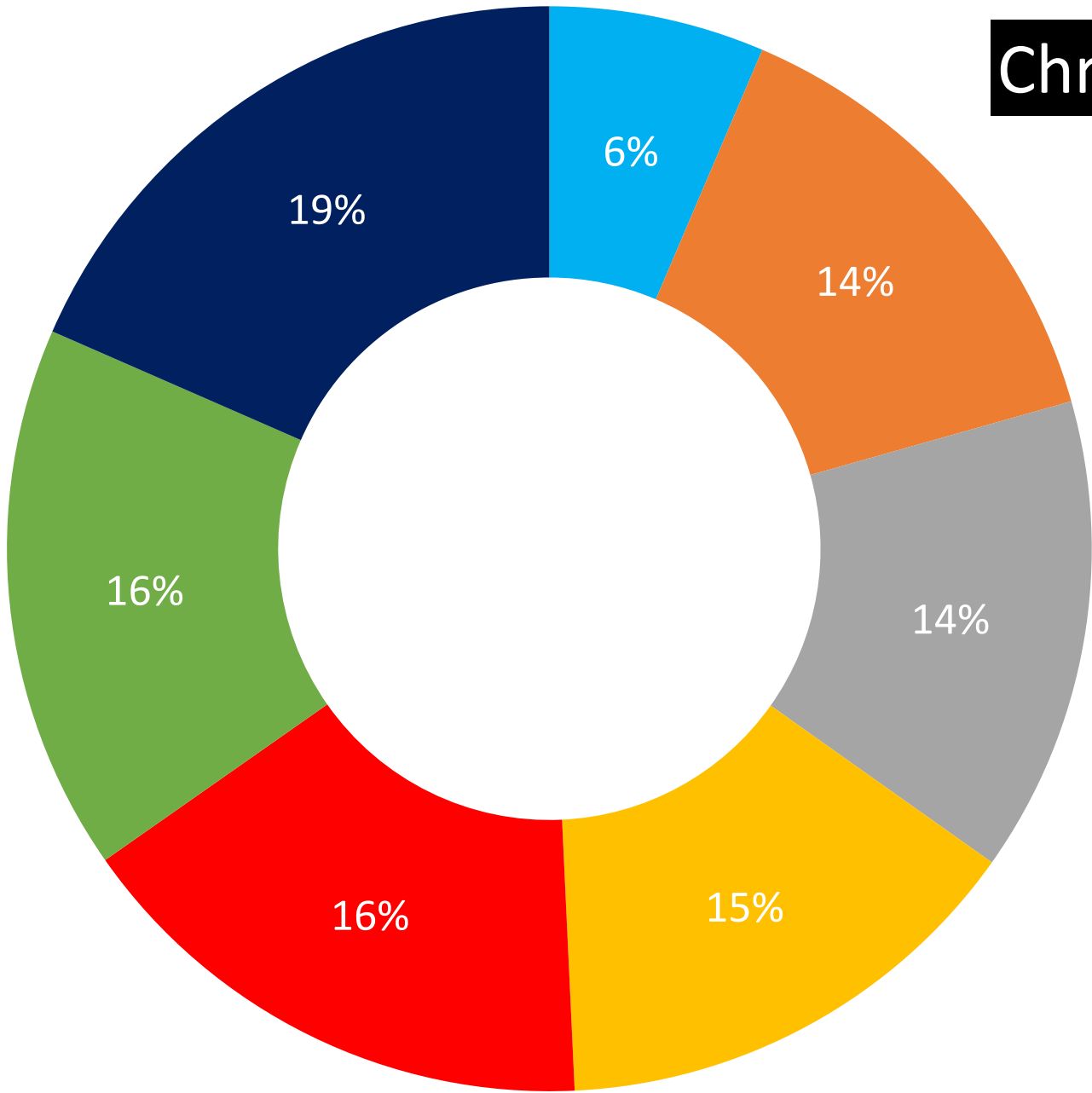
- Pensioner
- Student
- Unemployed
- Employed

Religion



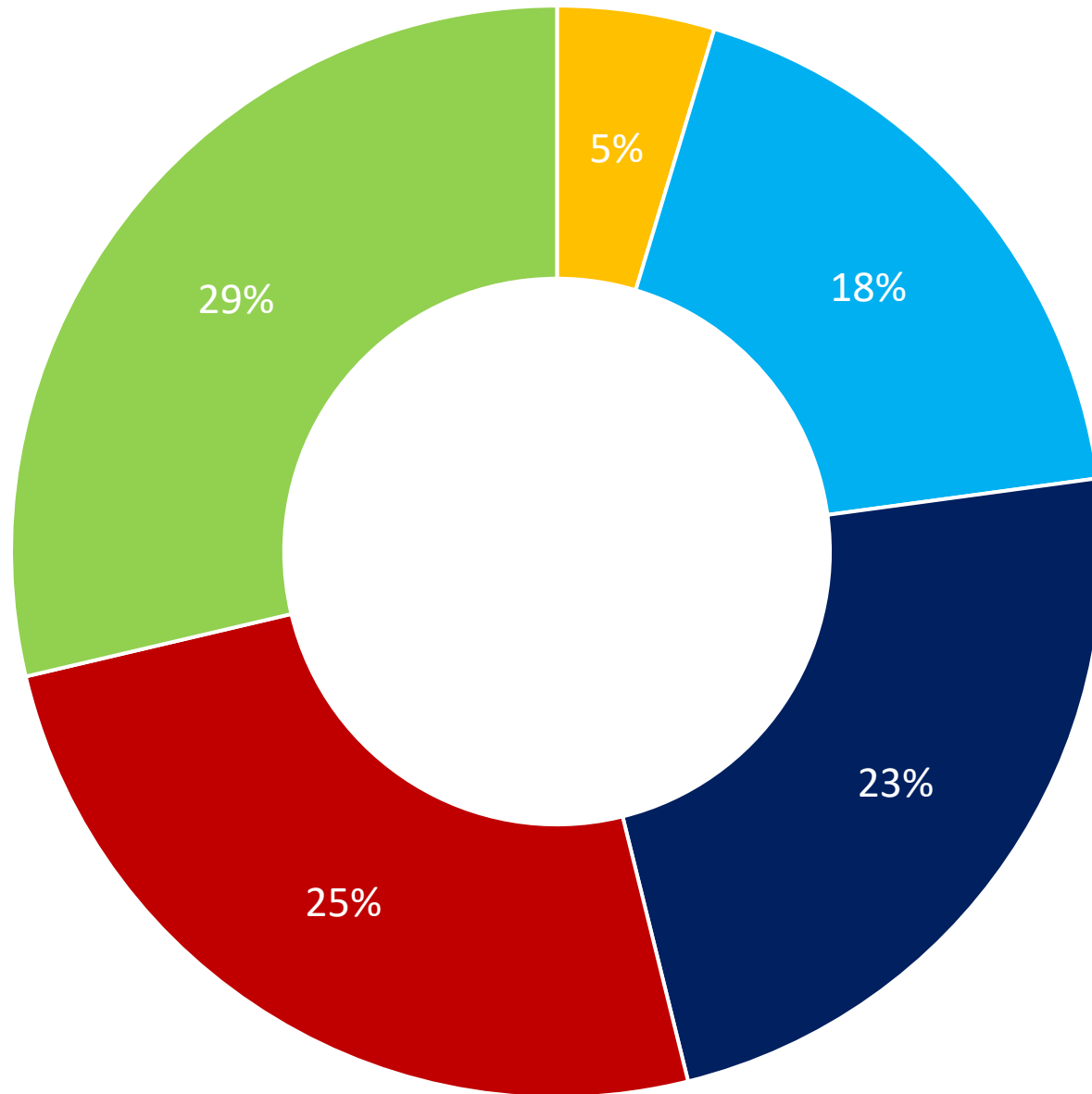
- Traditional
- Non-religious
- Others
- Islam
- Christianity

Christian denominations



- Anglican
- Charismatic
- Others
- Presbyterian
- Methodist
- Catholic
- Pentecostal

Muslim Sects



- Shia
- Tijaniya
- Others
- Ahmadiyya
- Sunni



Global Info Analytics

Analytics . Polls . Modelling

For further information please contact:

Mr. Mussa K. Dankwah,

Executive Director,

Global InfoAnalytics Ltd

Mob: 0541 222 634/0265 441 450